



Conservation Update

Conservation and Local Resources

Item 5a

December 10, 2019

Metropolitan's Disadvantaged Communities Initiative

Regional Pilot Program

Enhanced incentive for pre-1994 multi-family

Local Support for Agencies

For targeted DAC programs

Grant Funding Support

Assistance pursuing grants

Disadvantaged
Communities (DAC)
identified as census tract
below 80% of Median
Household Income (MHI)

~50% of population in
Metropolitan service
area

Pre-1994 Multi-Family Regional Pilot Program



APARTMENT BUILT BEFORE 1994 PROGRAM

Metropolitan will offer a flat rate of \$250 per premium high-efficiency toilet (1.1 gallons per flush or less) installed in apartments built before 1994. Available until funds are exhausted.


[LEARN MORE](#)



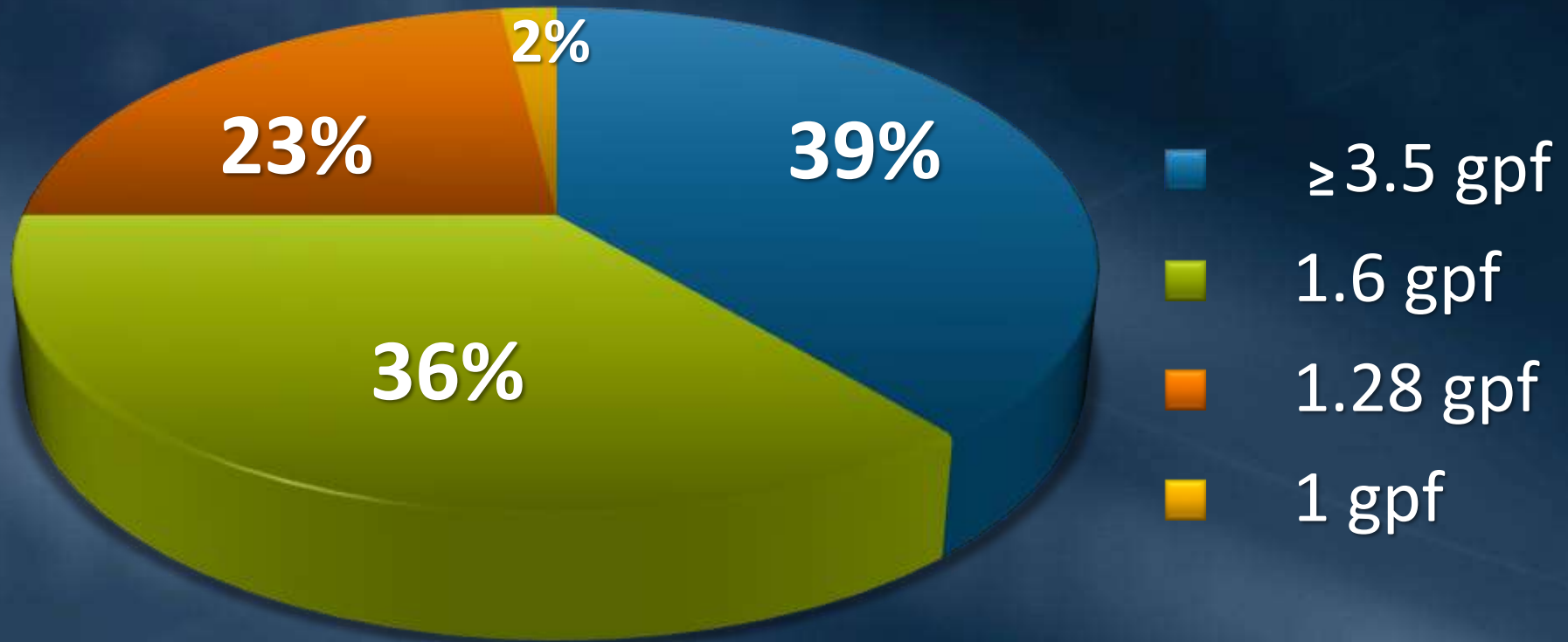
- Targeted 10,000 toilets for retrofit
- \$250 rebate for ≤ 1.1 gallon per flush (gpf) toilets
- All installations have been completed
- Post-installation inspections nearing completion

Pre-Installation Inspections Performed at All Participating Sites

- Inspectors measured and documented flush volume (gpf) of existing toilets

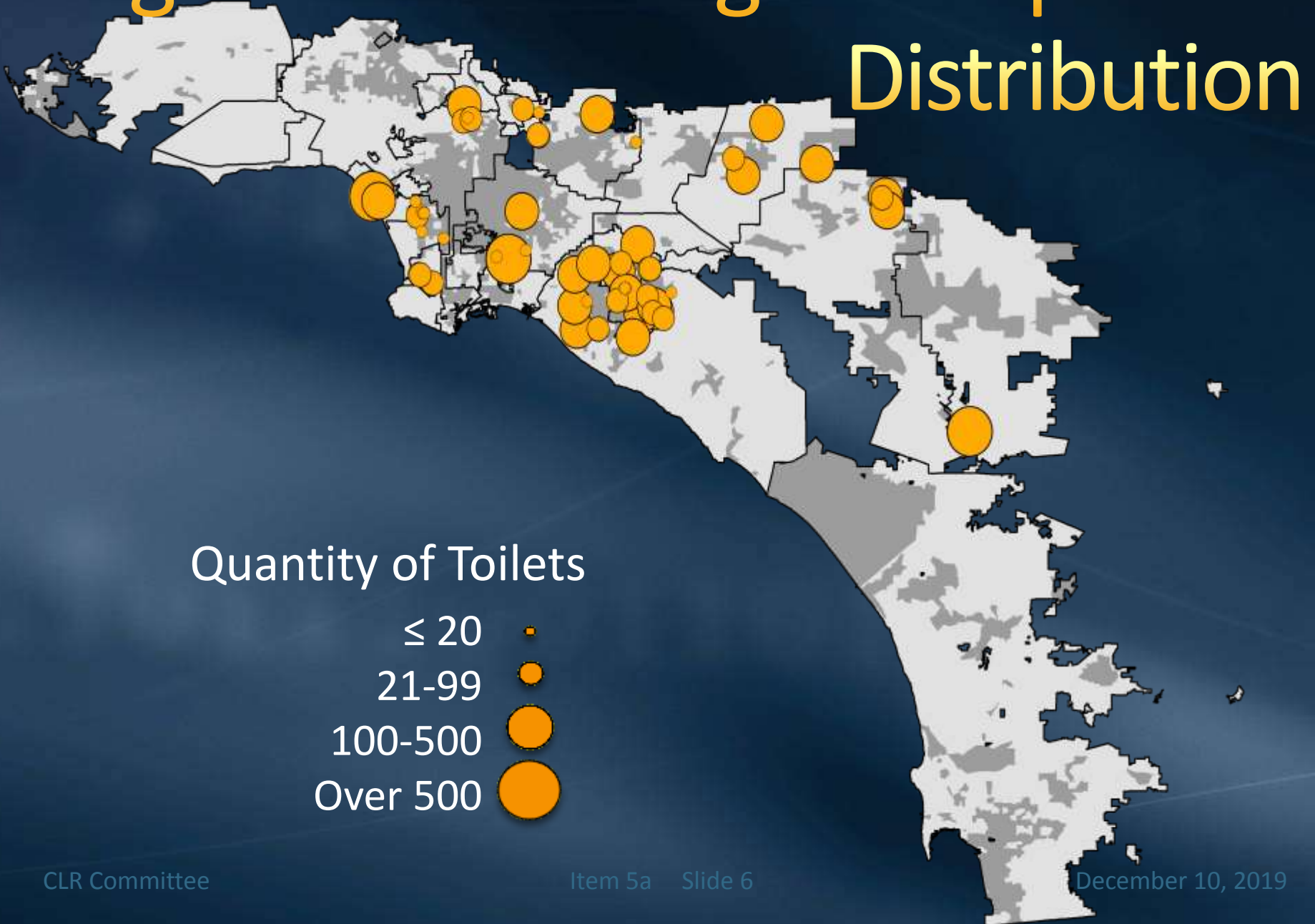


What We Found During the Pre-Installation Inspections

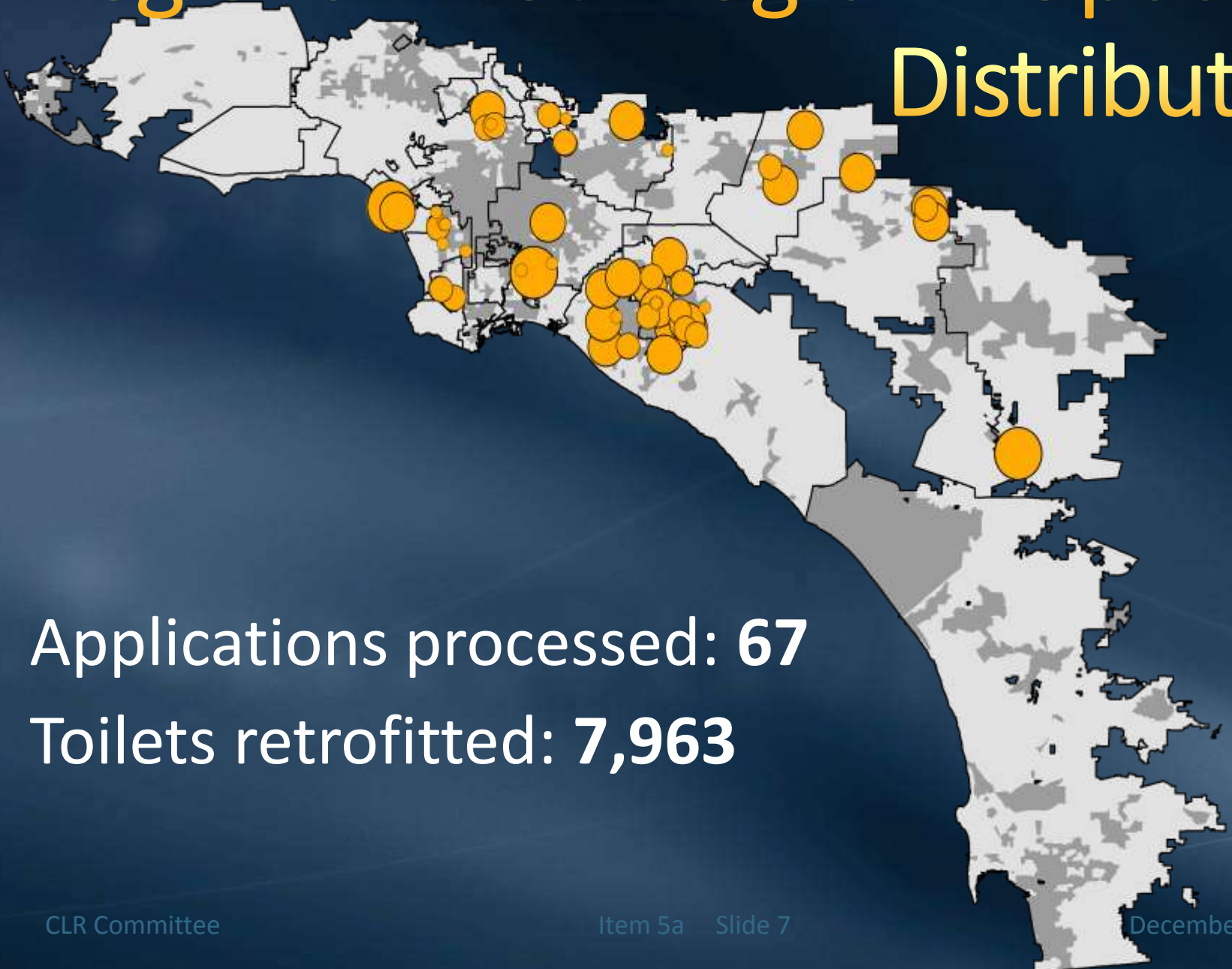


- 75% of the existing toilets inspected were ≥ 1.6 gpf

Regional Pilot Program: Updated Distribution



Regional Pilot Program: Updated Distribution



Applications processed: **67**

Toilets retrofitted: **7,963**

Follow Up Item: Metropolitan Cumulative Conservation Investments

- Data sourced from Metropolitan water billing system
 - Expenditures related to direct incentives provided by Metropolitan
- Total Incentive Investment: \$754 Million

Metropolitan Cumulative Conservation Investments

Commercial & Residential Incentives: 1990-2019

Turf Replacement	\$330 Million
------------------	---------------

Outdoor Devices	\$71 Million
-----------------	--------------

Indoor Devices	\$353 Million
----------------	---------------

Total Incentive Investment: \$754 Million

Conservation Expenditures

FY18/19 -19/20

	Paid ⁽¹⁾	Committed ⁽²⁾
Regional Devices	\$8.6M	\$3.1M
Member Agency Administered	\$2.0M	\$4.4M
Turf Replacement ⁽³⁾	\$3.6M	\$10.5M
Advertising	\$5.5M	\$0.4M
Other	\$2.2M	\$4.1M
Regional Multi-Family Pilot	\$0.3M	\$2.0M
TOTAL	\$22.2M	\$24.5M

(1) Modified Accrual as of 10/31/19. Values include admin fee when appropriate.

(2) Committed dollars as of 11/8/19.

(3) Up to \$50M in applications accepted each year.

Draw from Water Stewardship Fund for expenditures above \$17M.

Conservation Activity

FY18/19 -19/20

Summary of Expenditures in October 2019: \$1,297,722*



Turf Replacement Rebates:

October: 341,386 ft² removed

FY18/19-19/20: 3,112,258 ft² removed



Clothes Washers:

October: 1,256 units rebated

FY18/19-19/20: 19,845 units rebated



Smart Controllers:

October: 1,453 units rebated

FY18/19-19/20: 17,850 units rebated



Urinals:

October: 35 units rebated

FY18/19-19/20: 271 units rebated



Rain Barrels and Cisterns:

October: 141 units rebated

FY18/19-19/20: 4,458 units rebated



Toilets:

October: 5,608 units rebated

FY18/19-19/20: 57,429 units rebated

Lifetime Water Savings to be achieved by all rebates in October 2019: 6,468 AF

FY18/19-19/20: 77,841 AF lifetime water savings

*Expenditures may include advertising and Water Savings Incentive Program activity in addition to the incentives highlighted above.

