



Conservation Update

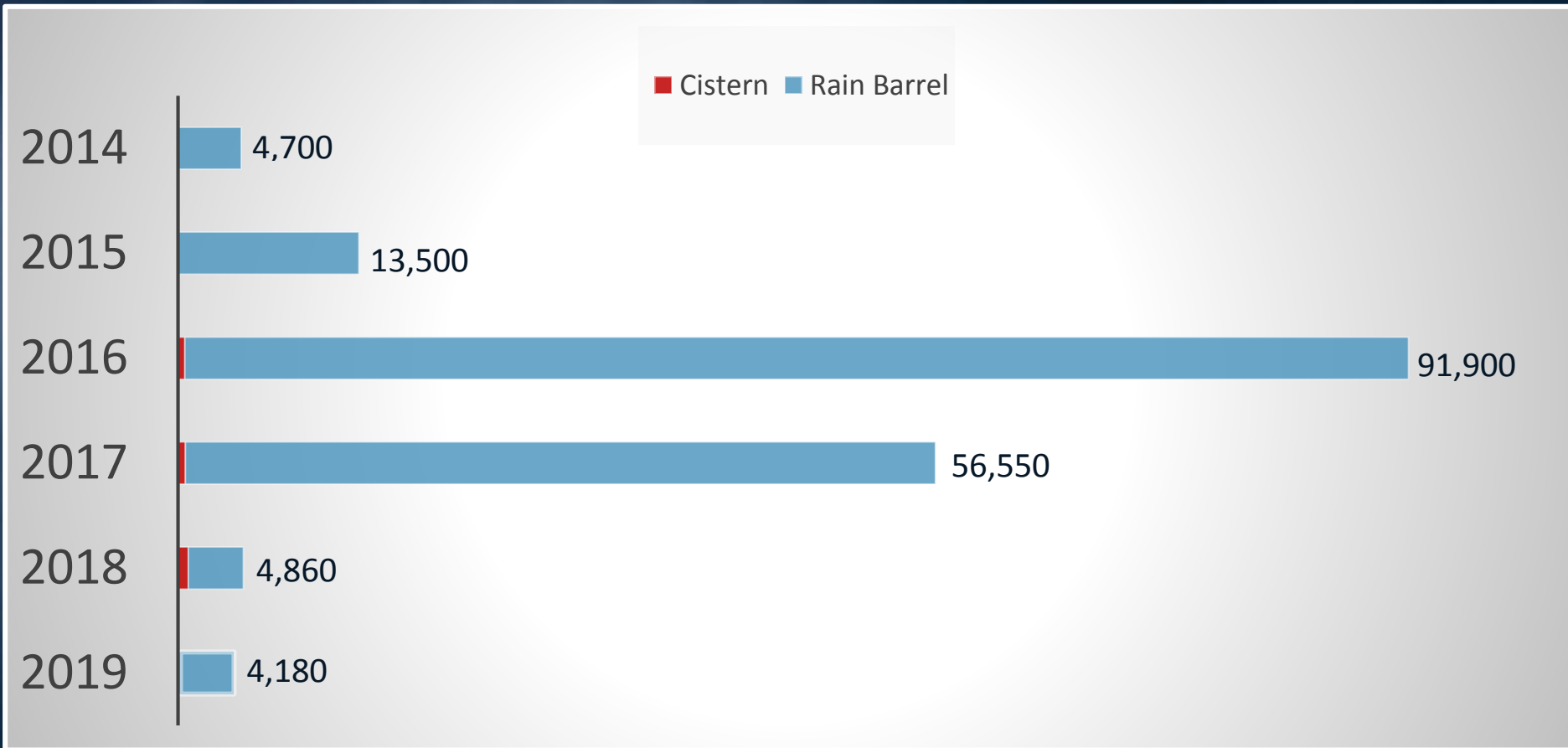
Conservation and Local Resources

Item 4a

October 8, 2019

Metropolitan Incentives for Rain Barrels and Cisterns

- Rain barrel rebate began in 2013; cisterns in 2015



Metropolitan Has Offered Rebates for Cisterns Since 2015

- Metropolitan introduced tiered rebate in 2016

Cistern Size	Capacity in gallons	Available Rebate
Small	200-500	\$250
Medium	501-999	\$300
Large	1,000+	\$350
Rain Barrel	50-199	\$35

What is the Difference Between Rain Barrels and Cisterns?

Rain Barrels



Cisterns



Cisterns Come in Many Shapes



Cistern Shapes (continued)



October 8, 2019

Cisterns Come in Many Sizes

Small 200-500 gallons



Medium
501-999 gallons



Large 1,000+ gallons

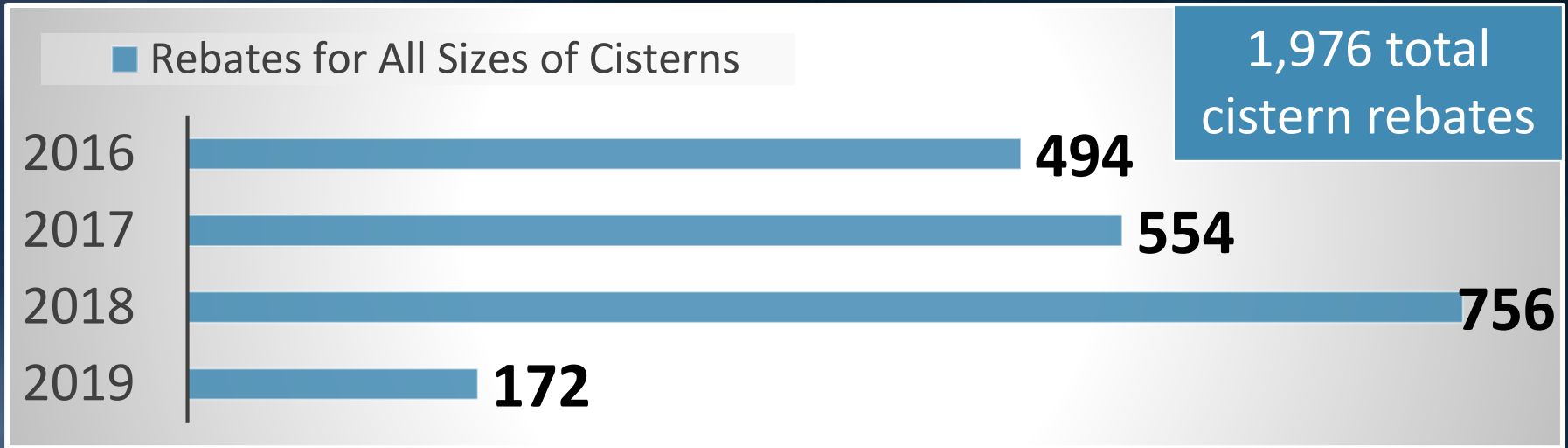
And Have Been Used Since Ancient Times



Cisterns Rebate Guidelines

- Property must have existing rain gutters
- Must have a capacity of at least 200 gallons
- Must have cover and mosquito prevention measures
- Can be installed above ground or below ground
- Maximum one per water service address

Cistern Rebate Program Activity

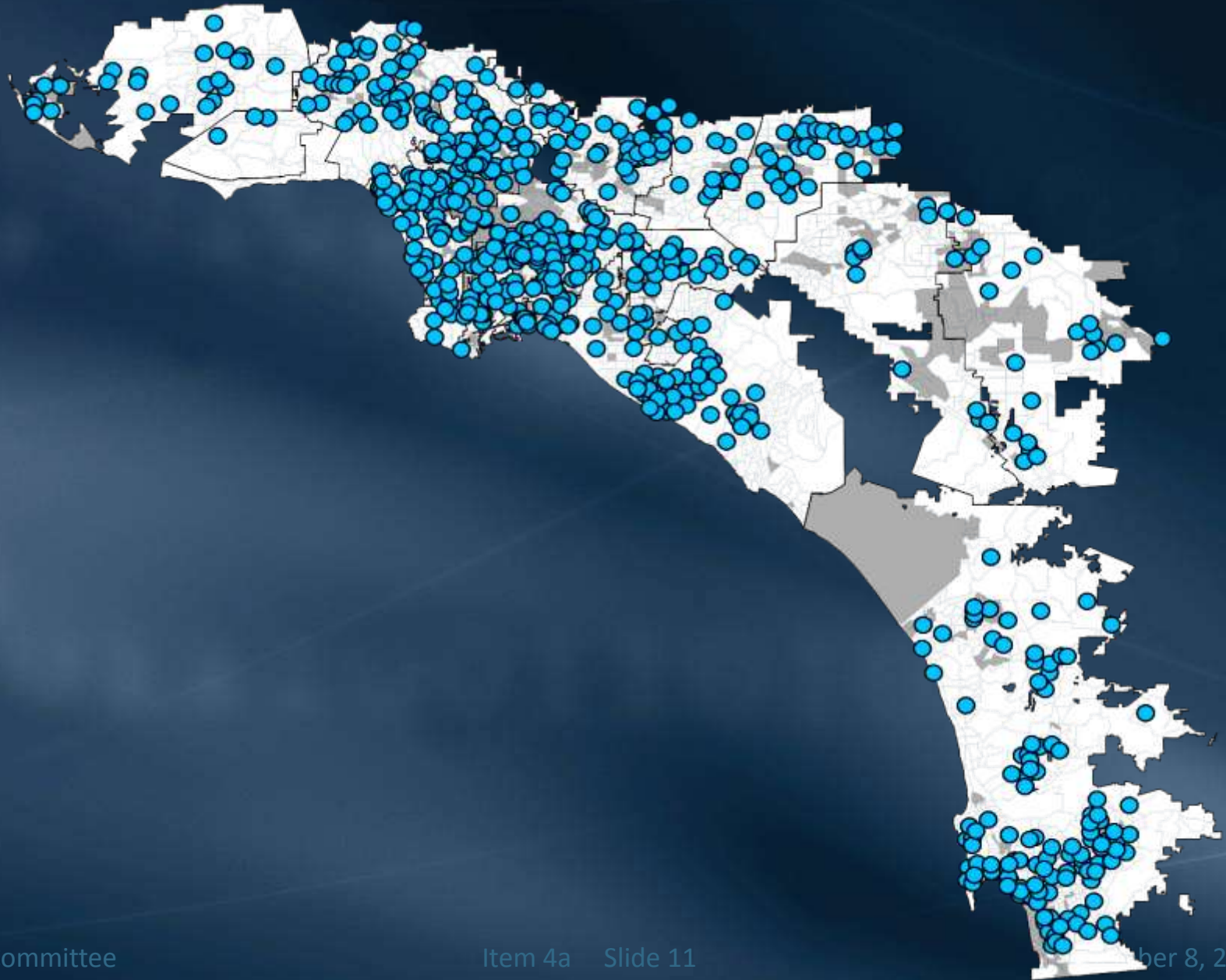


95% of all cistern rebates are for small units between 200-500 gallons

Remaining 5% medium and large units



Distribution of Cistern Rebates



Evaluation of Cistern Rebate Activity

Utilized email information from rebate applications

For rebate activity between
October 2016 and August 2018



328 emails sent

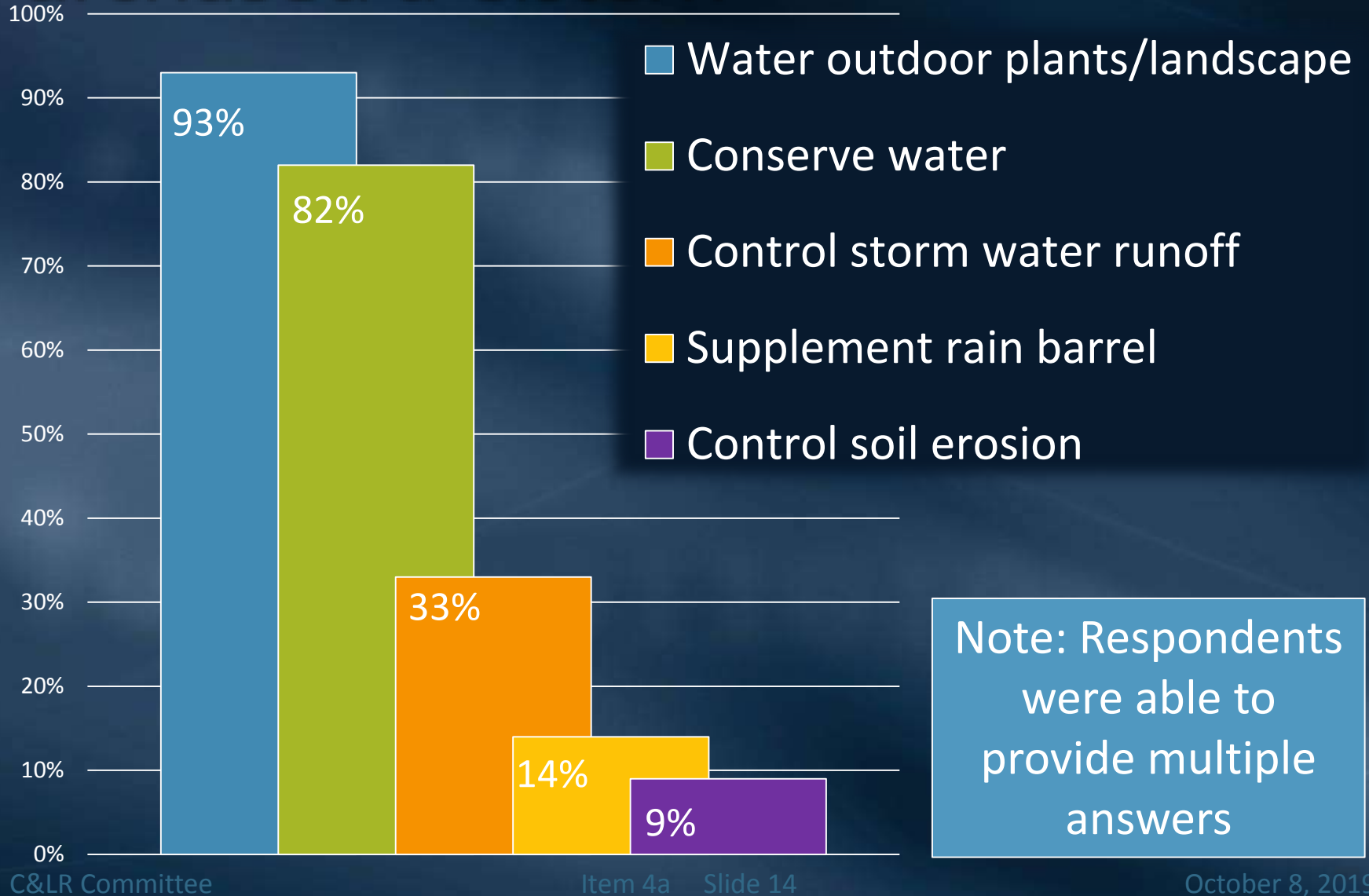


152 responses

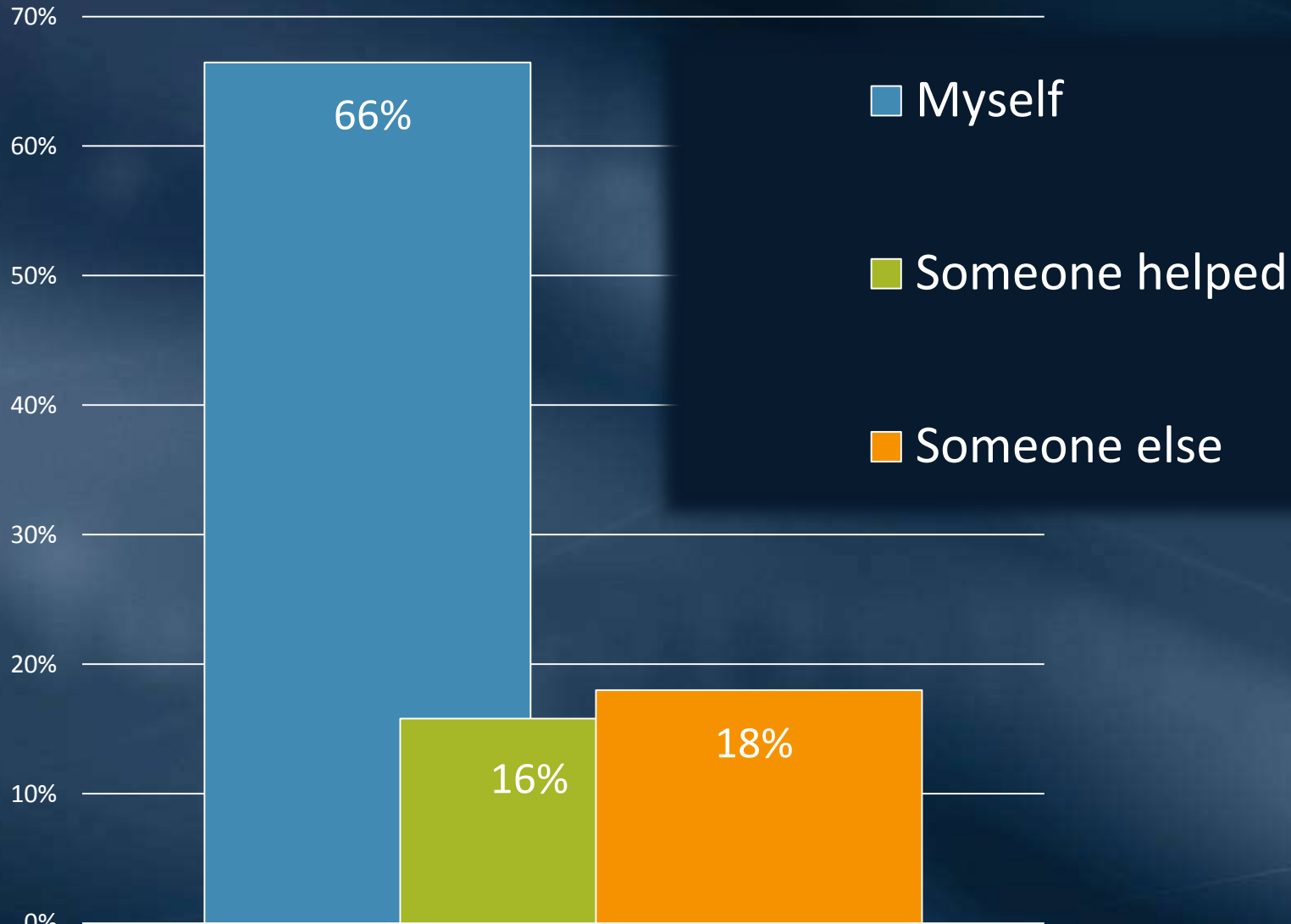
Questions from the Cistern Survey

- Why did you get a cistern?
- Who installed your cistern?
- Do you have any other water use efficiency devices?
- Since installing your cistern, what actions have you taken?

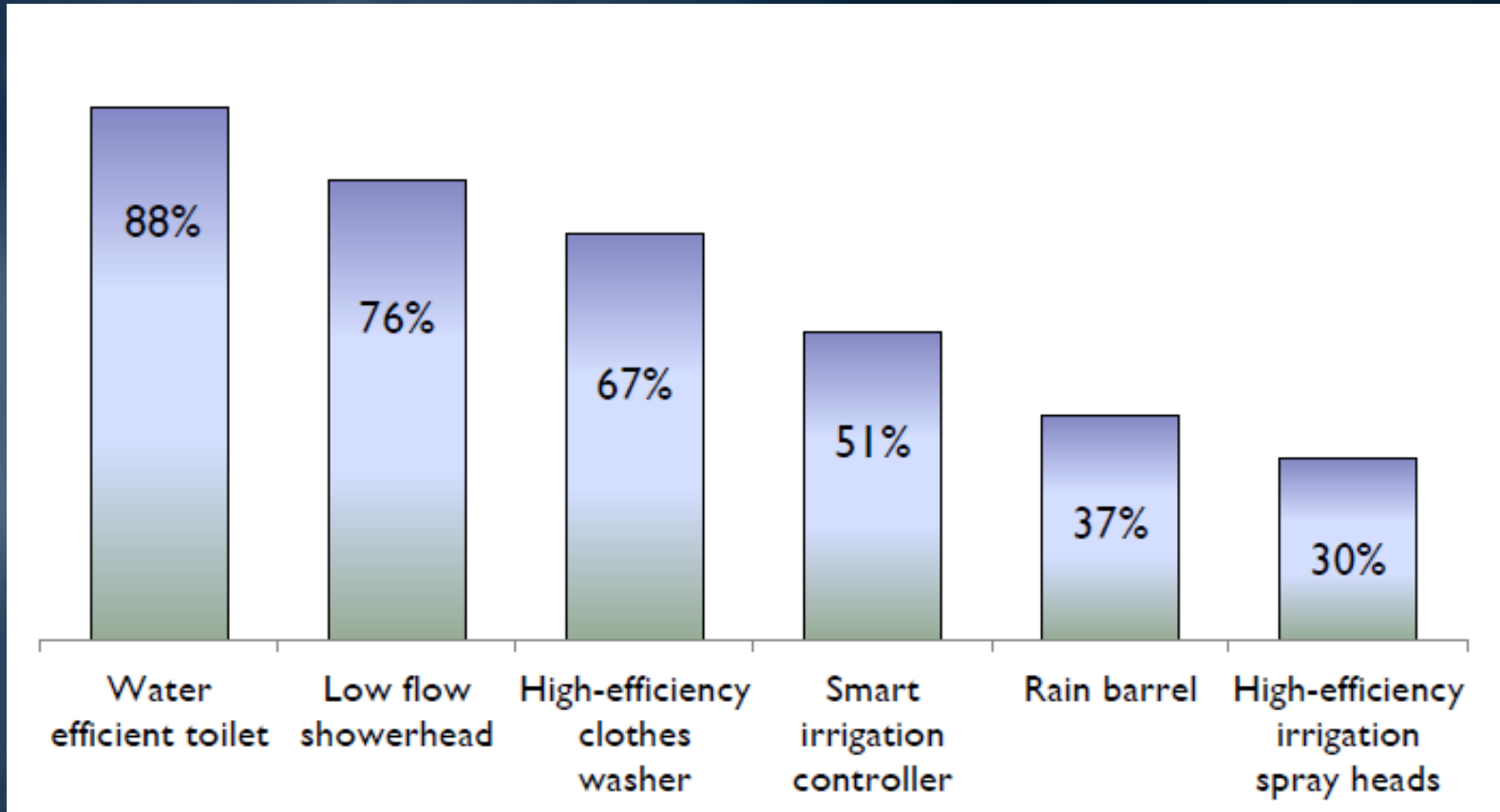
Reasons Why Respondents Purchased a Cistern



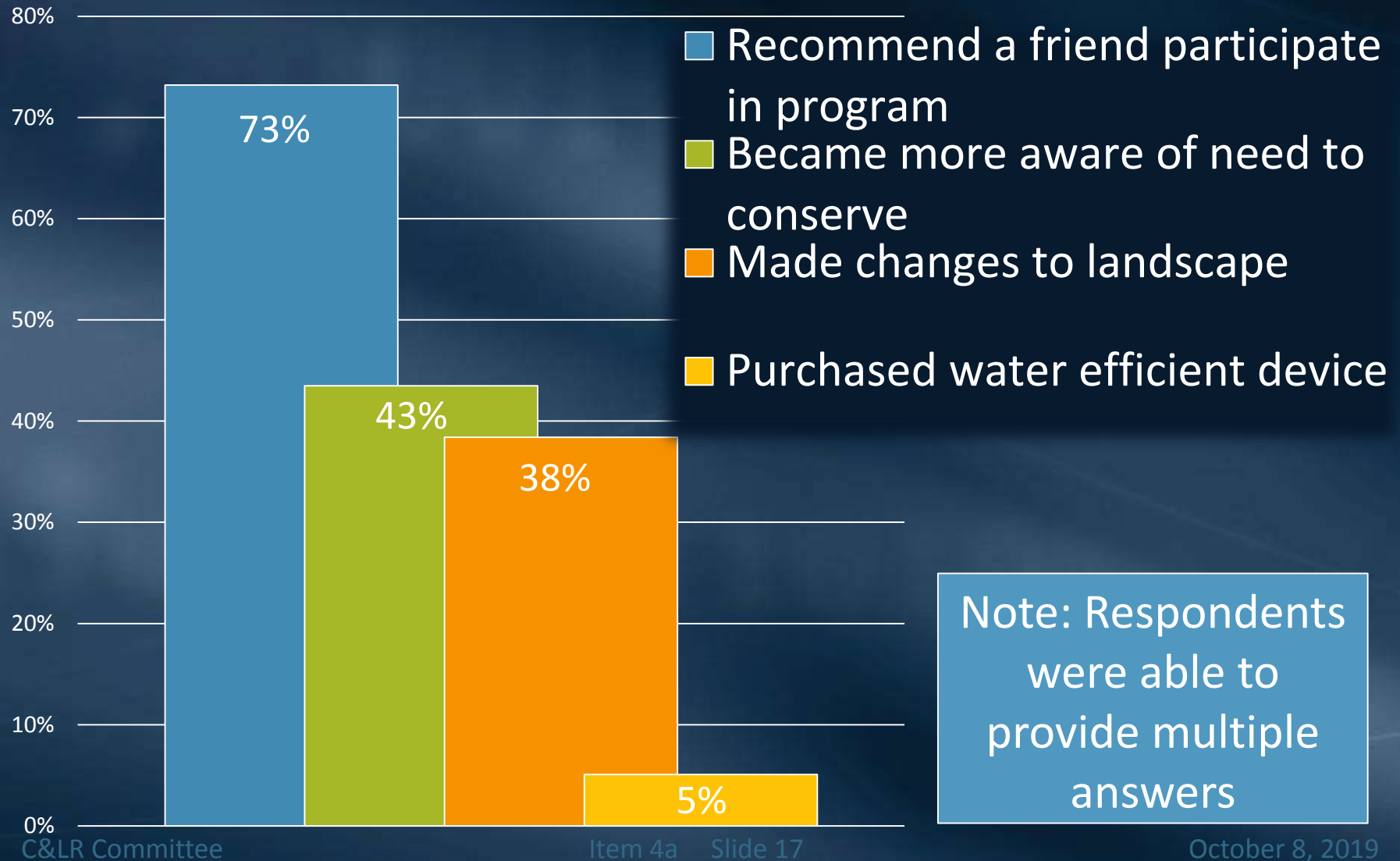
Who installed your cistern?



Do you have any other water use efficiency devices?



Since Installing the Cistern What Actions Have You Taken?



Testimonials from Survey Respondents

“Excellent program.
Very efficient and
got me started.”

“The rebate made the cistern cost effective
enough to justify the purchase for me.”

“You deserve lots of credit for taking action;
many "conservationists" just talk! Thanks!”

Conservation Expenditures

FY18/19 -19/20

	Paid ⁽¹⁾	Committed ⁽²⁾
Regional Devices	\$7.5M	\$3.2M
Member Agency Administered	\$1.7M	\$5.3M
Turf Replacement ⁽³⁾	\$2.7M	\$9.6M
Advertising	\$5.3M	\$0.4M
Other	\$1.9M	\$3.5M
Regional Multi-Family Pilot	\$0.0M	\$2.2M
TOTAL	\$19.1M	\$24.2M

(1) Modified Accrual as of 8/31/19. Values include admin fee when appropriate.

(2) Committed dollars as of 9/10/19.

(3) Up to \$50M in applications accepted each year.

Draw from Water Stewardship Fund for expenditures above \$17M.

Conservation Activity

FY18/19 -19/20

50% increase from July

Summary of Expenditures in August 2019: \$1,810,654 *



Turf Replacement Rebates:

August: 241,421 ft² removed

FY18/19-19/20: 2,680,811 ft² removed



Clothes Washers:

August: 1,314 units rebated

FY18/19-19/20: 16,882 units rebated



Smart Controllers:

August: 1,364 units rebated

FY18/19-19/20: 14,535 units rebated



Urinals:

August: 4 units rebated

FY18/19-19/20: 232 units rebated



Rain Barrels and Cisterns:

August: 64 units rebated

FY18/19-19/20: 4,221 units rebated



Toilets:

August: 3,014 units rebated

FY18/19-19/20: 48,178 units rebated

Lifetime Water Savings to be achieved by all rebates in August 2019: 7,910 AF

FY18/19-19/20: 66,570 AF lifetime water savings

* Expenditures may include advertising and Water Savings Incentive Program activity in addition to the incentives highlighted above

