



● July Report on Conservation Program

Summary







This report provides a summary of conservation activities for the month of May 2019

Purpose

Informational

Detailed Report

Summary of Incentives Provided in May 2019: \$868,117

 <p>Turf Replacement Rebates: May: 284,204 ft² removed FY18/19-19/20: 2,061,824 ft² removed</p>	 <p>Clothes Washers: May: 2,301 units rebated FY18/19-19/20: 14,137 units rebated</p>
 <p>Smart Controllers: May: 1,139 units rebated FY18/19-19/20: 11,306 units rebated</p>	 <p>Urinals: May: 7 units rebated FY18/19-19/20: 223 units rebated</p>
 <p>Rain Barrels and Cisterns: May: 168 units rebated FY18/19-19/20: 2,181 units rebated</p>	 <p>Toilets: May: 2,314 units rebated FY18/19-19/20: 39,717 units rebated</p>
<p>Lifetime Water Savings to be achieved by all rebates in May 2019: 4,605 AF FY18/19-19/20: 50,540 AF lifetime water savings</p>	

Conservation Expenditures – FY18/19 & FY19/20 Total Budget of \$89M ⁽⁴⁾

	Paid ⁽¹⁾	Committed ⁽²⁾
Regional Devices	\$6.3 M	\$3.2 M
Member Agency Administered	\$1.1 M	\$4.8 M
Turf Replacement ⁽³⁾	\$1.5 M	\$7.0 M
Advertising	\$3.8 M	\$0.6 M
Other	\$1.3 M	\$3.6 M
Regional Multi-Family (Pre 1994) Pilot ⁽⁴⁾	\$0.0 M	\$2.6 M
TOTAL	\$14.0 M	\$21.8 M

(1) Modified Accrual as of May 31, 2019. Values include admin fees when appropriate

(2) Committed dollars as of June 10, 2019

(3) Up to \$50M in applications accepted each year

Draw from Water Stewardship Fund for expenditures above \$17M

(4) Total Budget increased by \$3M for Regional Pilot Program