



## ● April Report on Conservation Program

### Summary

---

This report provides a summary of conservation activities for the month of February 2019

### Purpose







---

Informational

### Detailed Report

---

#### Summary of Incentives Provided in February 2019: \$1,757,241

 <b>Turf Replacement Rebates:</b> February: 344,060 ft <sup>2</sup> removed FY18/19-19/20: 1,499,385 ft <sup>2</sup> removed	 <b>Clothes Washers:</b> February: 1,344 units rebated FY18/19-19/20: 9,853 units rebated
 <b>Smart Controllers:</b> February: 1,214 units rebated FY18/19-19/20: 8,988 units rebated	 <b>Urinals:</b> February: 3 units rebated FY18/19-19/20: 184 units rebated
 <b>Rain Barrels and Cisterns:</b> February: 90 units rebated FY18/19-19/20: 1,275 units rebated	 <b>Toilets:</b> February: 3,531 units rebated FY18/19-19/20: 33,365 units rebated
<b>Lifetime Water Savings to be achieved by all rebates in February 2019: 8,751 AF</b> FY18/19-19/20: 40,072 AF lifetime water savings	

### Conservation Expenditures – FY18/19 & FY19/20 Total Budget of \$86M

	Paid <sup>(1)</sup>	Committed <sup>(2)</sup>
Regional Devices	\$5.0M	\$2.4M
Member Agency Administered	\$0.9M	\$3.7M
Turf Replacement <sup>(3)</sup>	\$0.5M	\$4.0M <sup>(4)</sup>
Advertising	\$3.8M	\$1.2M
Other	\$0.9M	\$1.6M
<b>TOTAL</b>	<b>\$11.1M</b>	<b>\$12.9M</b>

(1) Modified Accrual as of February 28, 2019. Values include admin fees when appropriate

(2) Committed dollars as of March 12, 2019

(3) Up to \$50M in applications accepted each year

Draw from Water Stewardship Fund for expenditures above \$17M

(4) Includes change in turf replacement incentive to \$2/sq ft