



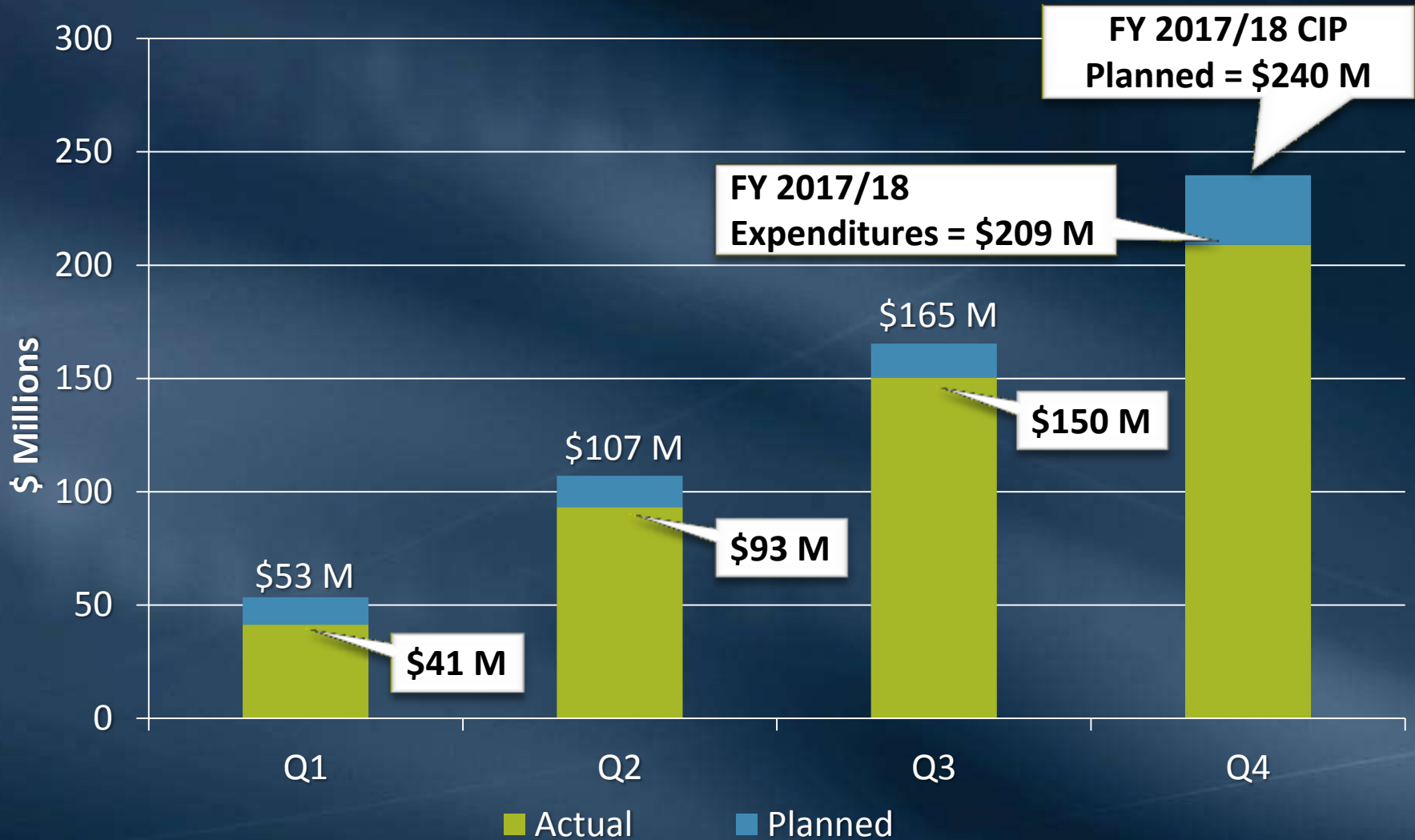
Capital Investment Plan Quarterly Report Through June 2018

Engineering & Operations Committee

Item 6b

August 20, 2018

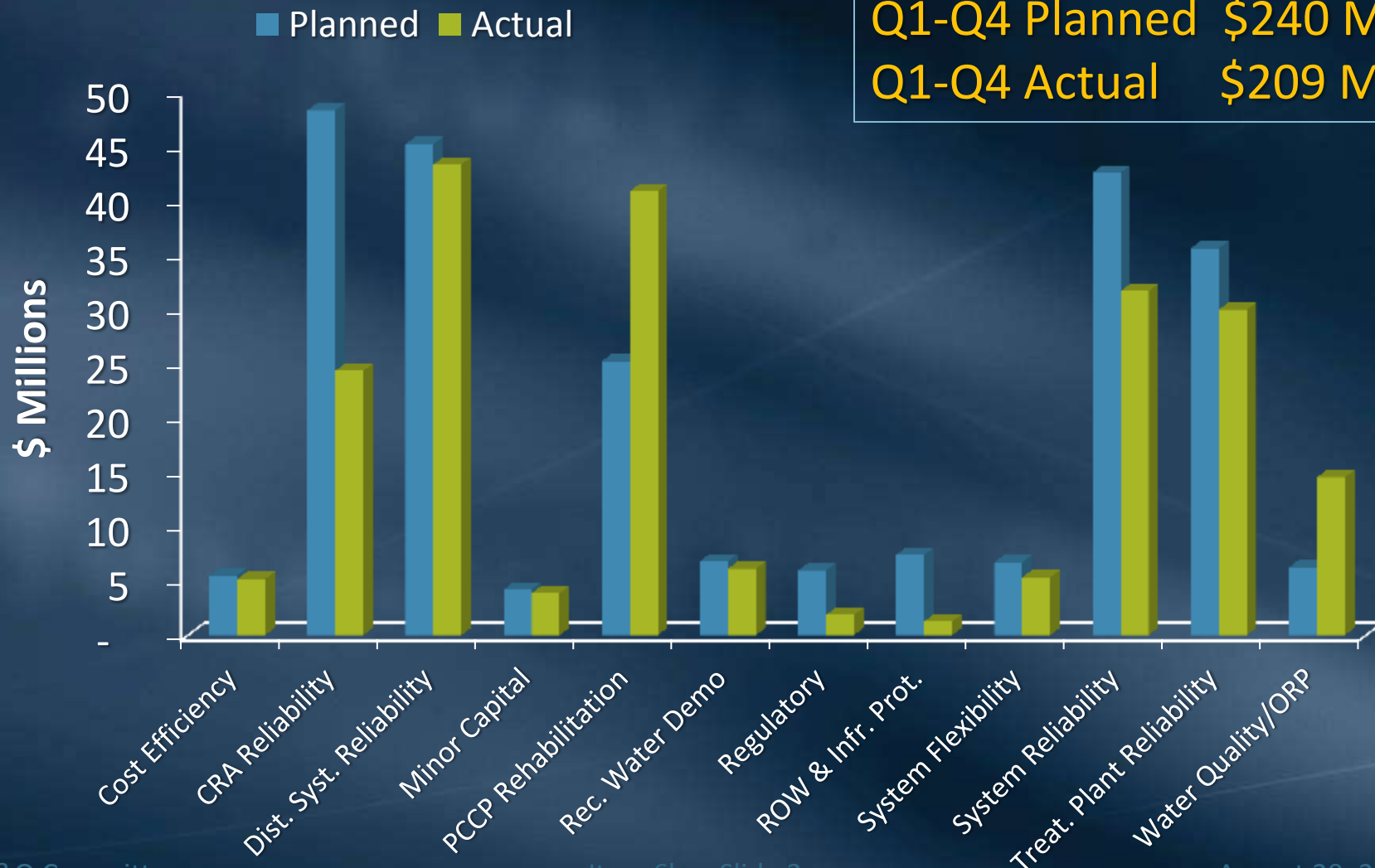
FY 2017/18 Capital Investment Plan Overall Performance Summary



FY 2017/18 Capital Investment Plan

4th Quarter Performance by Program

Q1-Q4 Planned \$240 M
 Q1-Q4 Actual \$209 M



FY 2017/18 Capital Investment Plan

4th Quarter Summary

- 11 Board actions appropriated \$47 M
- 4 construction contracts awarded - \$11 M total
- 1 procurement contract awarded - \$12 M total
- 4 contracts completed
- Contracts current underway
 - 32 construction
 - 16 procurement
 - Total contract value - \$209 M

FY 2017/18 Top 10 Projects

Project	2017/18 Planned	2017/18 Spent
Second Lower Feeder PCCP Rehabilitation	\$ 21.8 M	\$ 39.9M
Headquarters Building Seismic Upgrades	14.1 M	3.0 M
Jensen Electrical Upgrades	9.2 M	6.4 M
Palos Verdes Reservoir Rehabilitation	8.3 M	17.1 M
Orange County Service Center	7.3 M	0.9 M
Wadsworth PP Control & Protection Upgrades	7.1 M	7.7 M
Advanced Water Purification Demo Plant	6.8 M	6.1 M
CRA Switch House Seismic Upgrades	6.3 M	5.9 M
Greg Avenue Pump Station Improvements	5.4 M	1.2 M
CRA Pump Plant Sump Rehabilitation	5.1 M	0.7 M
TOTAL	\$ 91.4 M	\$ 88.9 M

Second Lower Feeder PCCP Rehab.



- Expenditures for 2017/18:
 - Planned = \$21.8 M
 - Actual = \$39.9 M
- Reach 1 construction is 99% complete
- Reach 4 construction contract award planned October 2018

Headquarters Building Seismic Upgrades



- Expenditures for 2017/18:
 - Planned = \$14.1 M
 - Actual = \$3.0 M
- Contract award planned November 2018

Jensen Electrical Upgrades



- Expenditures for 2017/18:
 - **Planned = \$9.2 M**
 - **Actual = \$6.4 M**
- Stage 1 construction completed in July 2018
- Stage 2 final design is 90% complete

Palos Verdes Reservoir Rehabilitation



- Expenditures for 2017/18
 - Planned = \$8.3 M
 - Actual = \$17.1 M
- Construction is 88% complete

Orange County Service Center



● Expenditures for 2017/18

● Planned = \$7.3 M

● Actual = \$0.9 M

● Construction is 8% complete

Wadsworth Pumping Plant Control & Protection Upgrades



- Expenditures for 2017/18:
 - Planned = \$7.1 M
 - Actual = \$7.7 M
- Construction is 33% complete

Advanced Water Purification Demonstration Plant



- Expenditures for 2017/18:
 - Planned = \$6.8 M
 - Actual = \$6.1 M
- Construction is 60% complete

CRA Switch House Seismic Upgrades




- Expenditures for 2017/18:
 - Planned = \$6.3 M
 - Actual = \$5.9 M
- Construction is 96% complete

Greg Avenue Pump Station Improvements



- Expenditures for 2017/18:
 - Planned = \$5.4 M
 - Actual = \$1.2 M
- Contract award planned December 2018

CRA Pump Plant Sump Rehabilitation



- Expenditures for 2017/18:
 - Planned = \$5.1 M
 - Actual = \$0.7 M
- Contract award planned December 2018

Minor Capital Projects

Fiscal Year Appropriation	2012/13 2013/14	2014/15 2015/16	2016/17 2017/18
Amount Appropriated	\$10 M	\$8 M	\$10 M
# of Projects	45	36	48
# of Projects Complete Through June 2018	45	20	5
% of Work Complete	100%	90%	54%
Expenditures Through June 2018	\$8.5 M	\$6.1 M	\$4.1 M

No project exceeds 3 years in duration

