



• Update on Conservation Program

Summary

This report provides a summary of conservation activities for the month of April 2018.

Purpose

Informational

Detailed Report

Conservation Expenditures – FY16/17 & FY17/18







	Paid *	Approved
Devices	\$21.6M	\$3.0M
Member Agency	\$4.5M	\$5.0M
Turf Removal **	\$22.9M	N/A
Other	\$2.0M	\$1.0M
TOTAL	\$51.0M	\$9.0M

*Modified Accrual as of April 30, 2018. Totals include admin fees when appropriate

**Includes Turf Removal Waiting List

Approved biennial budget is \$135.7M

Summary of Incentives Provided in April 2018: \$662,160

 <p>Turf Rebates: April: 64,380 ft² removed FY16/17-17/18: 18,622,002 ft² removed</p>	 <p>Clothes Washers: April: 464 units rebated FY16/17-17/18: 33,327 units rebated</p>
 <p>Smart Controllers: April: 218 units rebated FY16/17-17/18: 22,541 units rebated</p>	 <p>Urinals: April: 64 units rebated FY16/17-17/18: 1,435 units rebated</p>
 <p>Rain Barrels and Cisterns: April: 1,138 units rebated FY16/17-17/18: 60,042 units rebated</p>	 <p>Toilets: April: 2,161 units rebated FY16/17-17/18: 104,848 units rebated</p>
<p>Lifetime Water Savings to be achieved by all rebates in April 2018: 2,012 AF FY16/17-17/18: 130,695 AF lifetime water savings</p>	