



● December Update on Conservation Program

Summary

This report provides a summary of conservation activities for the month of October 2017.

Purpose

Informational

Detailed Report

Conservation Expenditures – FY16/17 & FY17/18







| | Paid * | Approved |
|-----------------|----------------|----------------|
| Devices | \$18.0M | \$3.5M |
| Member Agency | \$4.2M | \$5.3M |
| Turf Removal ** | \$22.8M | N/A |
| Other | \$1.7M | \$1.6M |
| TOTAL | \$46.7M | \$10.4M |

*Modified Accrual as of October 31, 2017. Totals include admin fees when appropriate

**Includes Turf Removal Waiting List

Approved biennial budget is \$135.7M

Summary of Incentives Provided in October 2017: \$1,200,000

| | |
|---|---|
|  Turf Rebates: October: 221,212 ft ² removed FY16/17-17/18: 17,711,469 ft ² removed |  Clothes Washers: October: 1,121 units rebated FY16/17-17/18: 224,530 units rebated |
|  Smart Controllers: October: 730 units rebated FY16/17-17/18: 18,009 units rebated |  Urinals: October: 12 units rebated FY16/17-17/18: 1,061 units rebated |
|  Rain Barrels and Cisterns: October: 217 units rebated FY16/17-17/18: 57,168 units rebated |  Toilets: October: 2,726 units rebated FY16/17-17/18: 82,701 units rebated |

Lifetime Water Savings to be achieved by all rebates in October 2017: 4,910 AF
FY16/17-17/18: 107,679 AF lifetime water savings