



- Conservation Program Report

Summary

This report provides a summary of conservation activities for the month of June 2017.

Purpose

Informational

Detailed Report


Conservation Expenditures – FY16/17 & FY17/18

	Paid *	Approved
Devices	\$14.5M	\$4.6M
Member Agency	\$3.9M	\$5.5M
Turf Removal **	\$22.6M	N/A
Other	\$1.2M	\$4.3M
TOTAL ***	\$41.2M	\$14.4M


*Modified Accrual as of June 30, 2017. Totals include admin fees when appropriate

Includes Turf Removal Waiting List * Includes Grant Adjustment from FY15/16
Approved biennial budget is \$135.7M


Summary of Incentives Provided in June 2017




Turf Rebates:
426,638 ft² removed
FY to date: 17,075,896 ft² removed




Clothes Washers:
1,841 units rebated
FY to date: 18,630 units rebated




Smart Controllers:
1,020 units rebated
FY to date: 13,785 units rebated



Urinals:
15 units rebated
FY to date: 1,128 units rebated



Rain Barrels and Cisterns:
728 units rebated
FY to date: 56,453 units rebated



Toilets:
5,756 units rebated
FY to date: 70,532 units rebated

Lifetime Water Savings to be achieved by all rebates in June 2017: 6,518 AF
FY to date: 90,917 AF lifetime water savings