

THE METROPOLITAN WATER DISTRICT
OF SOUTHERN CALIFORNIA

RESOLUTION 9188

**RESOLUTION OF THE BOARD OF DIRECTORS
OF THE METROPOLITAN WATER DISTRICT OF
SOUTHERN CALIFORNIA
FIXING AND ADOPTING
A READINESS-TO-SERVE CHARGE EFFECTIVE JANUARY 1, 2016**

WHEREAS, at its meeting on October 16, 2001, the Board of Directors (“Board”) of The Metropolitan Water District of Southern California (“Metropolitan”) approved a rate structure proposal described in Board Letter 9-6 dated October 16, 2001, including a Readiness-To-Serve (“RTS”) Charge; and

WHEREAS, providing firm revenue sources is a goal of such rate structure; and

WHEREAS, the amount of revenue to be raised by the RTS Charge shall be as determined by the Board and allocation of the RTS Charge among member public agencies shall be in accordance with the method established by the Board; and

WHEREAS, the RTS Charge is a charge fixed and adopted by Metropolitan and charged to its member agencies, and is not a fee or charge imposed upon real property or upon persons as an incident of property ownership; and

WHEREAS, Metropolitan has legal authority to fix and adopt such RTS Charge as a water rate pursuant to Sections 133 and 134 of the Metropolitan Water District Act (the “Act”), and to fix it as an availability of service charge pursuant to Section 134.5 of the Act; and

WHEREAS, under authority of Sections 133 and 134 of the Act, the Board has the authority to fix the rate or rates for water as will result in revenue which, together with other revenues, will pay Metropolitan’s operating expenses and provide for payment of other costs, including payment of the interest and principal of Metropolitan’s non-tax funded bonded debt; and

WHEREAS, pursuant to Resolution 8329, adopted by the Board on July 9, 1991, as amended and supplemented, proceeds of the RTS Charge and other revenues from the sale or availability of water are pledged to the payment of Metropolitan’s outstanding revenue bonds and revenue bonds to be issued pursuant to Resolution 8329; and

WHEREAS, under authority of Section 134.5 of the Act, a RTS Charge levied as an availability of service charge may be collected from the member public agencies within Metropolitan, or may continue to be collected as a standby charge against individual parcels within Metropolitan’s service area; and

WHEREAS, certain member public agencies of Metropolitan have opted in prior fiscal years to provide collection of all or a portion of their RTS Charge obligation through a Metropolitan water standby charge (“Standby Charge”) levied on parcels within those member agencies; and

WHEREAS, under authority of Section 134.5 of the Act, the Standby Charge may continue to be levied on each acre of land or each parcel of land less than an acre within Metropolitan to which water is made available for any purpose by Metropolitan, whether the water is actually used or not; and

WHEREAS, Metropolitan is willing to comply with the requests of member public agencies opting to have Metropolitan continue to levy the Standby Charge within their respective territories, on the terms and subject to the conditions contained herein; and

WHEREAS, on February 10, 2014, the General Manager presented to the Finance and Insurance Committee of Metropolitan's Board his proposed biennial budget for fiscal years 2014/15 and 2015/16, determination of total revenues and of revenues to be derived from water sales and firm revenue sources required during the fiscal years 2014/15 and 2015/16, and detailed reports for each fiscal year describing each of the proposed rates and charges and the supporting cost of service process, dated February 2014, that (i) describe the rate structure process and design, (ii) identify revenue requirements; (iii) show the costs of major service functions that Metropolitan provides to its member agencies, (iv) classify these service functions costs based on the use of and benefit from the Metropolitan system to create a logical nexus between the costs and the revenues required from each of the rates and charges, and (v) set forth the rates and charges necessary to defray such costs; and

WHEREAS, the Board conducted a public hearing on its proposed rates and charges for 2015 and 2016 at its regular meeting on March 11, 2014, at which interested parties were given the opportunity to present their views regarding the proposed rates and charges; and

WHEREAS, notice of the public hearing on the proposed rates and charges was published prior to the hearing in various newspapers of general circulation within Metropolitan's service area; and

WHEREAS, based on the feedback received from board workshops held on February 10, 2014, February 25, 2014, and March 10, 2014, and at the public hearing on March 11, 2014, the General Manager presented three alternative options for rates and charges on April 8, 2014, as well as a fourth option for the Board to adopt different rates and charges; and

WHEREAS, updated cost of service reports, dated April 2014, for the three options included in the General Manager's recommendations for rates and charges were presented to the Board on April 8, 2014; and

WHEREAS, on April 8, 2014, the Board considered the three alternative options for rates and charges presented by the General Manager and approved the biennial budget for fiscal years 2014/15 and 2015/16 and adopted recommended water rates and charges for 2015 and 2016; and

WHEREAS, in adopting the rates and charges on April 8, 2014, the Board determined the amount of revenue to be raised by the RTS Charge in 2016 to be \$153,000,000; and

WHEREAS, notice of intention of Metropolitan's Board to consider and take action at its regular meeting to be held April 14, 2015, to decrease Metropolitan's RTS Charge for calendar year 2016 was mailed to each of Metropolitan's member public agencies; and

WHEREAS, the RTS Charge applicable to each member public agency, the method of its calculation, and the specific data used in its determination are as specified in the Engineer's Report dated April 2015 (the "Engineer's Report"); and

WHEREAS, the Engineer's Report reflects the range of costs provided in the updated cost of service reports; and

WHEREAS, each of the meetings of the Board were conducted in accordance with the Brown Act (commencing at Section 54950 of the Government Code), for which due notice was provided and at which quorums were present and acting throughout;

NOW, THEREFORE, the Board of Directors of The Metropolitan Water District of Southern California does hereby resolve, determine and order as follows:

Section 1. That the Board of Directors of Metropolitan hereby fixes and adopts an RTS Charge for the period from January 1, 2016 through December 31, 2016.

Section 2. That said RTS Charge shall be in an amount sufficient to provide for payment of debt service and other appropriately allocated costs for capital expenditures for infrastructure projects needed to provide service.

Section 3. That such RTS Charge for January 1, 2016 through and including December 31, 2016 shall be based on the water rate as specified in Section 6, which shall be charged on a historic basis for each acre-foot of water, excluding water used for purposes of replenishing local storage and agriculture as defined by the Administrative Code, included in Metropolitan's average water deliveries to its member agencies for the applicable ten-year period identified in Section 6 below. The aggregate RTS Charge for the period from January 1, 2016 through and including December 31, 2016 shall be as specified in Section 6.

Section 4. That the RTS Charge specified in Table 1 does not exceed the reasonable and necessary cost of providing the service for which the charge, or conferring the benefit provided, is made and is fairly apportioned to each member agency as specified in Section 6 below. Accordingly, the Board finds and determines that the RTS Charge is a reasonable fee charged according to the burden on or benefit from the use of available capacity, emergency storage and peak conveyance service.

Section 5. That in the alternative, and without duplication, the RTS Charge shall be an availability of service charge pursuant to Section 134.5 of the Act.

Section 6. That the RTS Charge for January 1, 2016 through December 31, 2016 shall be allocated among the member public agencies in proportion to the average of deliveries through Metropolitan's system (in acre-feet) to each member public agency during the ten-year period ending June 30, 2014. Metropolitan sales of reclaimed water under the Local Projects Program, groundwater under the Groundwater Recovery Program, and deliveries under the Replenishment and Interim Agricultural Water Service Programs are not included in the RTS Charge water sales calculation. The allocation of the RTS Charge among member agencies is based on sales data recorded by Metropolitan and shall be conclusive in the absence of manifest error.

The amount of the RTS Charge to be charged to each member public agency effective January 1, 2016, is as follows:

Table 1

Calendar Year 2016 Readiness-To-Serve Charge

Water rate \$89.24/acre-foot			
Member Agency	Rolling Ten-Year Average Firm Deliveries (Acre-Feet) FY2004/05 - FY2013/14	RTS Share	12 months @ \$153 million per year (1/16-12/16)
Anaheim	21,646	1.26%	\$ 1,931,624
Beverly Hills	11,468	0.67%	1,023,387
Burbank	12,769	0.74%	1,139,430
Calleguas MWD	110,216	6.43%	9,835,288
Central Basin MWD	53,106	3.10%	4,739,002
Compton	2,222	0.13%	198,301
Eastern MWD	98,854	5.77%	8,821,351
Foothill MWD	9,999	0.58%	892,228
Fullerton	9,902	0.58%	883,599
Glendale	20,157	1.18%	1,798,733
Inland Empire Utilities Agency	60,390	3.52%	5,389,007
Las Virgenes MWD	22,702	1.32%	2,025,866
Long Beach	33,643	1.96%	3,002,172
Los Angeles	297,705	17.36%	26,566,040
Municipal Water District of Orange County	220,916	12.88%	19,713,676
Pasadena	21,506	1.25%	1,919,148
San Diego County Water Authority	377,077	21.99%	33,648,901
San Fernando	122	0.01%	10,914
San Marino	1,000	0.06%	89,227
Santa Ana	13,091	0.76%	1,168,155
Santa Monica	10,146	0.59%	905,408
Three Valleys MWD	66,509	3.88%	5,935,016
Torrance	18,514	1.08%	1,652,136
Upper San Gabriel Valley MWD	18,292	1.07%	1,632,281
West Basin MWD	128,160	7.47%	11,436,461
Western MWD	74,439	4.34%	6,642,650
MWD Total	1,714,552	100.00%	\$ 153,000,000

Totals may not foot due to rounding

Section 7. That the allocation of the RTS Charge among member agencies set forth in Section 6 above is consistent with the per-acre-foot water rates fixed and adopted as set forth in Section 6 above.

Section 8. That water conveyed through Metropolitan's system for the purposes of water transfers, exchanges or other similar arrangements shall be included in the calculation of a member agency's rolling ten-year average firm demands used to allocate the RTS Charge.

Section 9. That the RTS Charge and the amount applicable to each member public agency, the method of its calculation, and the specific data used in its determination are as specified in the adopted option based on the General Manager's three alternative options on rates and charges to be effective January 1, 2016, which forms the basis of the RTS Charge, and the corresponding cost of service report. The adopted option on rates and charges and cost of service reports are on file and available for review by interested parties at Metropolitan's headquarters.

Section 10. That except as provided in Section 12 below with respect to any RTS Charge collected by means of the Standby Charge, the RTS Charge shall be due monthly, quarterly or semiannually as agreed upon by Metropolitan and the member agency.

Section 11. That such RTS Charge may, at the request of any member agency which elected to utilize the Standby Charge as a mechanism for collecting the RTS Charge obligation in FY 1996/97, be collected by continuing the Standby Charge at the same rates levied in FY 1996/97 upon land within Metropolitan's (and such member public agency's) service area to which water is made available by Metropolitan for any purpose, whether such water is used or not.

Section 12. That the Standby Charge shall be collected on the tax rolls, together with the *ad valorem* property taxes which are levied by Metropolitan for the payment of pre-1978 voter-approved indebtedness. Any amounts so collected shall be applied as a credit against the applicable member agency's RTS Charge obligation. After such member agency's RTS Charge allocation is fully satisfied, any additional collections shall be credited to other outstanding obligations of such member agency to Metropolitan or future RTS Charge obligations of such agency or, if crediting against other outstanding obligations of a member agency to Metropolitan proves to be impracticable, may be transmitted to the member agency for application solely to the cost of capital infrastructure projects of benefit to properties within the member agency. Notwithstanding the provisions of Section 10 above, any member agency requesting to have all or a portion of its RTS Charge obligation collected through Standby Charge levies within its territory as provided herein shall pay any portion not collected through net Standby Charge collections to Metropolitan within 50 days after Metropolitan issues an invoice for remaining RTS Charge obligations for such member agency, as provided in Administrative Code Section 4507.

Section 13. That notice is hereby given to the public and to each member public agency of The Metropolitan Water District of Southern California of the intention of Metropolitan's Board to consider and take action at its regular meeting to be held May 12, 2015 (or such other date as the Board shall hold its regular meeting in such month), on the General Manager's recommendation to continue the Standby Charge for FY 2015/16 under authority of Section 134.5 of the Act on land within Metropolitan at the same rates, per acre of land, or per parcel of land less than an acre, levied in FY 1996/97 upon land within Metropolitan's (and such member public agency's) service area. Such Standby Charge will be continued as a means of collecting the RTS Charge.

Section 14. That no failure to collect, and no delay in collecting, any Standby Charge shall excuse or delay payment of any portion of the RTS Charge when due. All amounts collected as water standby charges shall be applied solely as credits to the RTS Charge of the applicable member agency, with any excess

collections being carried forward and credited against other outstanding obligations of such member agency to Metropolitan.

Section 15. That the RTS Charge is fixed and adopted by Metropolitan as a rate or charge on its member agencies, and is not a fee or charge imposed upon real property or upon persons as incidents of property ownership, and the Standby Charge is collected within the respective territories of electing member agencies as a mechanism for collection of the RTS Charge. In the event that the Standby Charge, or any portion thereof, is determined to be an unauthorized or invalid fee, charge or assessment by a final judgment in any proceeding at law or in equity, which judgment is not subject to appeal, or if the collection of the Standby Charge shall be permanently enjoined and appeals of such injunction have been declined or exhausted, or if Metropolitan shall determine to rescind or revoke the Standby Charge, then no further Standby Charge shall be collected within any member agency and each member agency which has requested continuation of the Standby Charge as a means of collecting its RTS Charge obligation shall pay such RTS Charge obligation in full, as if continuation of such Standby Charge had never been sought.

Section 16. That the General Manager and the General Counsel are hereby authorized to do all things necessary and desirable to accomplish the purposes of this Resolution, including, without limitation, the commencement or defense of litigation.

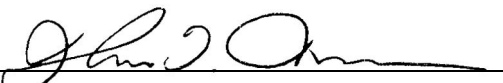
Section 17 That this Board finds that the RTS Charge and other charges provided in this Resolution are not defined as a project under CEQA because it involves continuing administrative activities, such as general policy and procedure making (Section 15378(b)(2) of the State CEQA Guidelines). In addition, the proposed action is not subject to CEQA because it involves other government fiscal activities, which do not involve any commitment to any specific project which may result in a potentially significant physical impact on the environment (Section 15378(b)(4) of the State CEQA Guidelines).

Section 18. That if any provision of this Resolution or the application to any member agency, property or person whatsoever is held invalid, that invalidity shall not affect other provisions or applications of this Resolution which can be given effect without the invalid portion or application, and to that end the provisions of this Resolution are severable.

Section 19. That the General Manager is hereby authorized and directed to take all necessary action to satisfy relevant statutes requiring notice by mailing or by publication.

Section 20. That the Board Executive Secretary is hereby directed to transmit a certified copy of this Resolution to the presiding officer of the governing body of each member public agency.

I HEREBY CERTIFY that the foregoing is a full, true and correct copy of a Resolution adopted by the Board of Directors of The Metropolitan Water District of Southern California, at its meeting held on April 14, 2015.


Secretary of the Board of Directors
of The Metropolitan Water District
of Southern California

**THE METROPOLITAN WATER DISTRICT OF SOUTHERN CALIFORNIA
ENGINEER'S REPORT**

**PROGRAM TO LEVY READINESS-TO-SERVE CHARGE,
INCLUDING LOCAL OPTION FOR STANDBY CHARGE,
DURING FISCAL YEAR 2015/16**

April 2015

BACKGROUND

The Metropolitan Water District of Southern California is a public agency with a primary purpose to provide imported water supply for domestic and municipal uses at wholesale rates to its member public agencies. More than 18 million people reside within Metropolitan's service area, which covers over 5,000 square miles and includes portions of the six counties of Los Angeles, Orange, Riverside, San Bernardino, San Diego and Ventura. Metropolitan currently provides over 50 percent of the water used within its service area.

REPORT PURPOSES

As part of its role as an imported water supplier, Metropolitan builds capital facilities and implements water management programs that ensure reliable high quality water supplies throughout its service area. The purpose of this report is to: (1) identify and describe those facilities and programs that will be financed in part by Metropolitan's Readiness-to-Serve (RTS) Charge, and (2) describe the method and basis for levying Metropolitan's Standby Charge for those agencies electing to collect a portion of their RTS obligation through Metropolitan's Standby Charge in fiscal year 2015/16. **Because the Standby Charge is levied and collected on a fiscal year basis the calculations in this report also are for the fiscal year, even though the RTS Charge is levied on a calendar year basis.** The RTS Charge for calendar year 2015 was adopted by Metropolitan's Board on April 8, 2014 and the RTS Charge for 2016 will be considered by the Board on April 14, 2015.

Metropolitan levies the RTS Charge on its member agencies in an amount sufficient to provide for payment of debt service and other appropriately allocated costs for capital expenditures for infrastructure projects needed to provide service. The Standby Charge is levied on parcels of land within certain of Metropolitan's member agencies as a method of collecting part or all of such member agency's RTS Charge obligation. The RTS Charge will partially pay for the facilities and programs described in this report. The Standby Charge, if levied, will be utilized solely for capital payments and debt service on the capital facilities identified in this report.

METROPOLITAN'S RESPONSE TO FLUCTUATING WATER DEMANDS

To respond to fluctuating demands for water, Metropolitan and its member agencies collectively examined the available local and imported resource options in order to develop a least-cost plan that meets the reliability and quality needs of the region. The product of this intensive effort was an Integrated Resources Plan (IRP) for achieving a reliable and affordable water supply for Southern California. The major objective of the IRP was to develop a comprehensive water resources plan that ensures (1) reliability, (2) affordability, (3) water quality, (4) diversity of supply, and (5) adaptability for the region, while recognizing the environmental, institutional, and political constraints to resource development. As these constraints change over time, the IRP is periodically revisited and updated by Metropolitan and the member agencies to reflect current conditions. To meet the water supply needs of existing and future customers within its service area, Metropolitan continues to identify and develop additional water supplies to maintain the reliability of the imported water supply and delivery system. These efforts include the construction of capital facilities and implementation of demand management programs.

Capital Facilities

The capital facilities include the State Water Project (SWP), the Colorado River Aqueduct (CRA), storage facilities including Diamond Valley Lake (DVL), and additional conveyance and distribution system components. The benefits of these capital facilities are both local and system-wide, as the facilities directly contribute to the reliable delivery of water supplies throughout Metropolitan's service area.

State Water Project Benefits

In 1960, Metropolitan contracted with the California Department of Water Resources (DWR) to receive SWP supplies. Under this contract, Metropolitan is obligated to pay its portion of the construction and operation and maintenance costs of the SWP system through at least the year 2035, regardless of the quantities of project water Metropolitan takes. Metropolitan is entitled to 1.9 million acre-feet of the total SWP contract amounts of 4.2 million acre-feet. All Metropolitan member agencies benefit from the SWP supplies, which are distributed to existing customers and are available to future customers throughout Metropolitan's service area. The potential benefit of the SWP allocable to the RTS Charge in fiscal year 2015/16 is shown in Table 1.

System Storage Benefits

The Metropolitan system, for purposes of meeting demands during times of shortage, regulating system flows, and to ensure system reliability in the event of a system outage, provides over 1,000,000 acre-feet of system storage capacity. DVL provides 800,000 acre-feet of storage capacity for water from the Colorado River Aqueduct and SWP, effectively doubling Southern California's previous surface water storage capacity. Water stored in system storage during above average supply conditions (surplus) provides a reserve against shortages when supply sources are limited or disrupted. System storage also preserves Metropolitan's capability to deliver water during scheduled maintenance periods, when conveyance facilities must be removed from service for rehabilitation, repair, or maintenance. The potential benefit of system storage in fiscal year 2015/16 is shown in Table 1.

Conveyance and Distribution System Benefits

Metropolitan has an ongoing commitment, through physical system improvements and the maintenance and rehabilitation of existing facilities, to maintain the reliable delivery of water throughout the entire service area. System improvement projects include additional conveyance and distribution facilities to maintain the dependable delivery of water supplies, provide alternative system delivery capacity, and enhance system operations. Conveyance and distribution system improvement benefits also include projects to upgrade obsolete facilities or equipment, or to rehabilitate or replace facilities or equipment. These projects are needed to enhance system operations, comply with new regulations, and maintain a reliable distribution system. A list of conveyance and distribution system facilities is provided in Table 3 along with the fiscal year 2015/16 estimated conveyance and distribution system benefits.

Demand Management Program Benefits

Demand management programs that could be financed by the RTS Charge and Standby Charge include Metropolitan's participation in providing financial incentives to local agencies for the construction and development of local resource programs and conservation projects. Investments in demand side management programs like conservation, water recycling and groundwater recovery reduce the need to provide additional imported water supplies and help defer the need for additional conveyance, distribution, and storage facilities. A summary of the estimated benefits of the demand management programs as measured by Metropolitan's anticipated expenditures for these programs in fiscal year 2015/16 is shown in Table 1.

Local Resources Program

In 1982, Metropolitan's Board adopted the Local Resources Program (LRP) with the goal of developing local water resources in a cost-efficient manner. Financial incentives are provided to member agency-sponsored projects that best help the region achieve its local resource production goals of restoring degraded groundwater resources for potable use and developing recycled supplies. In both instances, the programs provide new water supplies, which help defer the need for additional regional conveyance, distribution and storage facilities.

Combined production from participating recycling and groundwater recovery projects produced approximately 249,000 acre-feet of water in fiscal year 2013/14 with financial incentive payments of about \$39 million. Regional recycling, recovered groundwater, and desalinated seawater production are projected to be about 595,000 acre-feet per year, by year 2025. An estimate of potential benefits as measured by Metropolitan's estimated incentive payments for recycling and groundwater recovery projects is shown in Table 2.

Water Conservation

Metropolitan actively promotes water conservation programs within its service area as a cost-effective strategy for ensuring the long-term reliability of supplies and as a means of reducing the need to expand system conveyance, distribution and treatment capacity. Through the Conservation Credits Program, Metropolitan reimburses local agencies for a share of their costs of implementing conservation projects. Since fiscal year 1990/91, Metropolitan has spent over \$352 million in financial incentives to support local conservation projects.

In 1991, Metropolitan agreed to implement conservation "Best Management Practices" (BMPs). By signing the California Urban Water Conservation Council's *Memorandum of Understanding Regarding Urban Water Conservation* (amended March 10, 2004), Metropolitan committed to implement proven and reliable water conserving technologies and practices within its jurisdiction. Based on Metropolitan's IRP, the Conservation Credits Program, in conjunction with plumbing codes and other conservation efforts, has saved over 2,050,000 acre-feet since inception through fiscal year 2013/14. In order to comply with the Governor's mandate of reducing demand by 20 percent by the year 2020, Metropolitan is working on increasing its conservation efforts in the next ten years to meet that request. Conservation is a critical element of Metropolitan's demand management program, effectively increasing the reliability of existing water supplies by lessening the need to import additional water while at the same time deferring the need to expand system capacity. An estimate of the potential benefits of water conservation projects as measured by Metropolitan's incentive payments is given in Table 2.

LONG-RANGE FINANCIAL PLANNING

Metropolitan's major capital facilities are financed largely from the proceeds of revenue bond issues, which are repaid over future years. The principal source of revenue for repayment of these bonds is water sales, which is currently Metropolitan's largest source of revenue. In addition, *ad valorem* property taxes provide an additional limited revenue source, which is used to pay pre-1978 voter-approved indebtedness.

Since the passage of Article XIII A of the California Constitution, Metropolitan has necessarily relied more on water sales revenue than on *ad valorem* property taxes for the payment of debt. Water sales have become the dominant source of revenue, not only for operation and maintenance of the vast network of facilities supplying water to Southern California, but also for replacement and improvement of capital facilities.

The increased reliance on highly variable water sales revenue increases the probability of substantial rate swings from year to year mainly resulting from changing weather patterns. The use of water rates as a primary source of revenue has placed an increasing burden on ratepayers, which might more equitably be paid in part by

assessments on land that in part derives its value from the availability of water. In December 1993, Metropolitan's Board approved a revenue structure that included additional charges to establish a commitment to Metropolitan's capital improvement program and provide revenue stability. This revenue structure included the RTS Charge.

Readiness-To-Serve Charge

As noted above, Metropolitan levies the RTS Charge on its member agencies in an amount sufficient to provide for payment of debt service and other appropriately allocated costs for capital expenditures for infrastructure projects needed to provide service. The estimated potential benefits that could be paid by an RTS charge in fiscal year 2015/16 exceed \$454 million as shown in Table 1.

Although the RTS Charge could be set to recover the entire potential benefit amount, the General Manager is recommending that the RTS Charge only recover a portion of the total potential benefit. For fiscal year 2015/16, the amount of the total potential benefit to be recovered by the RTS Charge is estimated to be \$155,500,000. These funds, when combined with Metropolitan's overall financial resources, will result in greater water rate stability for all users throughout Metropolitan's service area. Consistent with the rate structure approved by the Board in October of 2001, the RTS Charge for fiscal year 2015/16 is allocated to each member agency on the basis of a ten-year rolling average of historic water purchases from Metropolitan ending June 30, 2014. This average includes all deliveries used to meet firm demand (consumptive municipal industrial demands), including water transfers and exchanges. The estimated fiscal year 2015/16 RTS Charge for each member agency is shown in Table 4.

Standby Charge Option

Metropolitan's Standby Charge is authorized by the State Legislature and has been levied by Metropolitan since fiscal year 1992/93. The Standby Charge recognizes that there are economic benefits to lands that have access to a water supply, whether or not such lands are using it. Utilization of the Standby Charge transfers some of the burden of maintaining Metropolitan's capital infrastructure from water rates and *ad valorem* taxes to all the benefiting properties within the service area. A fraction of the value of this benefit and of the cost of providing it can be effectively recovered, in part, through the levying of the Standby Charge. The projects to be supported in part by the Standby Charge are capital projects that provide both local and Metropolitan-wide benefit to current landowners as well as existing water users. The estimated potential benefits system-wide are several times the amount to be recovered by means of the Standby Charge.

Metropolitan will levy Standby Charges only within the service areas of the member agencies that request that the Standby Charge be utilized. The Standby Charge for each acre or parcel of less than an acre will vary from member agency to member agency, as permitted under the legislation establishing Metropolitan's Standby Charge. The water Standby Charge for each member agency will be the same as that levied by Metropolitan in fiscal year 1996/97 and is shown in Table 5.

The proposed Standby Charge includes the continued levy of water Standby Charges on: (1) parcels on which the water Standby Charges have been levied in fiscal year 1996/97 and annually thereafter ("pre-1997 Standby Charge") and (2) parcels annexed to Metropolitan and to an electing member agency after January 1997 ("Annexation Standby Charge"). Only land within member agencies which Standby Charges were levied in fiscal year 1996/97 will be subject to the continued levy of pre-1997 Standby Charges for FY 2015/16. Only land annexed to Metropolitan and to an electing member public agency with respect to which Standby Charges were approved in accordance with the procedures of Article XIID, Section 4 of the California Constitution will be subject to the levying or continued levy, as applicable, of the Annexation Standby Charge for fiscal year 2015/16. Table 6 lists parcels annexed, or to be annexed, to Metropolitan and to electing member agencies during FY 2015/16, such parcels being subject to the Annexation Standby Charge upon annexation. Parcels annexed

prior to FY 2015/16 are subject to the Annexation Standby Charge as described in the Engineer's Report for the fiscal year of their annexation. These parcels and parcels that are subject to the pre-1997 Standby Charge are identified in a listing filed with the Executive Secretary.

The estimated potential benefits of Metropolitan's water supply program, which could be paid by the Standby Charge, exceed \$454 million for fiscal year 2015/16, as shown in Table 1. An average total Standby Charge of about \$104.55 per acre of land or per parcel of less than one acre would be necessary to pay for the total potential program benefits. Benefits in this amount will accrue to each acre of property and parcel within Metropolitan, as these properties are eligible to use water from the Metropolitan system. Because only properties located within Metropolitan's boundaries may receive water supplies from Metropolitan (except for certain contractual deliveries as permitted under Section 131 of the Metropolitan Water District Act), any benefit received by the public at large or by properties outside of the proposed area to be annexed is merely incidental.

Table 5 shows that the distribution of Standby Charge revenues from the various member agencies would provide net revenue flow of approximately \$43.6 million for fiscal year 2015/16. This total amount is less than the estimated benefits shown in Table 1. Metropolitan will use other revenue sources, such as water sales revenues, RTS Charge revenues (except to the extent collected through the Standby Charge, as described above), interest income, and revenue from sales of hydroelectric power, to pay for the remaining program benefits. Thus, the benefits of Metropolitan's investments in water conveyance, storage, distribution, and demand management programs far exceed the recommended Standby Charge.

Equity

The RTS Charge is a firm revenue source. The revenues to be collected through this charge will not vary with sales in the current year. This charge is levied on Metropolitan's member agencies and is not a fee or charge upon real property or upon persons as an incident of property ownership. It ensures that agencies that only occasionally purchase water from Metropolitan but receive the reliability benefits of Metropolitan's system pay a greater share of the costs to provide that reliability. Within member agencies that elect to pay the RTS Charge through Metropolitan's Standby Charges, the Standby Charge results in lower water rates than would otherwise be necessary due to the amount of revenue collected from lands which benefit from the availability of Metropolitan's water supply. With the Standby Charge, these properties are now contributing a more appropriate share of the cost of importing water to Southern California.

Metropolitan's water supply program increases the availability and reliable delivery of water throughout Metropolitan's service area. Increased water supplies benefit existing consumers and land uses through direct deliveries to consumers and properties, and through the replenishment of groundwater basins and reservoir storage as reserves against shortages due to droughts, natural emergencies, or scheduled facility shutdowns for maintenance. The benefits of reliable water supplies from the SWP, CRA, DVL, and system improvements accrue to more than 250 cities and communities within Metropolitan's six-county service area. Metropolitan's regional water system is interconnected, so water supplies from the SWP and CRA can be used throughout most of the service area and therefore benefit water users and properties system-wide.


Additional Metropolitan deliveries required in the coming fiscal year due to the demands of property development will be reduced by the implementation of demand management projects, including water conservation, water recycling, and groundwater recovery projects. As with the SWP, CRA and DVL and the conveyance and distribution facilities, demand management programs increase the future reliability of water supplies. In addition, demand management programs provide system-wide benefits by effectively decreasing the demand for imported water, which helps to defer construction of additional system conveyance and distribution capacity. However, the abilities of each member agency to implement these projects under Metropolitan's financial assistance programs vary, depending on local conditions.

A major advantage of a firm revenue source, such as a RTS charge, is that it contributes to revenue stability during times of drought or low water sales. It affords Metropolitan additional security, when borrowing funds, that a portion of the revenue stream will be unaffected by drought or by rainfall. This security will help maintain Metropolitan's historically high credit rating, which results in lower interest expense to Metropolitan, and therefore, lower overall cost to the residents of its service area.

SUMMARY

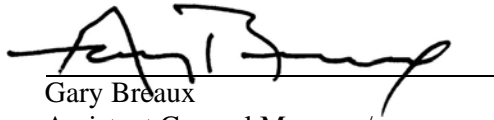
The foregoing and the attached tables describe the current benefits provided by the projects listed as mainstays to the water supply system for Metropolitan's service area. Benefits are provided to both water users and property owners. The projects represented by this report provide both local benefits as well as benefits throughout the entire service area. It is recommended, for fiscal year 2015/16, that the RTS Charge be levied with an option for local agencies to request that the Standby Charge be levied on lands within Metropolitan's service area as a credit against such member agency's RTS Charge, up to the Standby Charge per acre or parcel of less than one acre levied by Metropolitan within the applicable member agency for fiscal year 2015/16. The maximum Standby Charge would not exceed \$15 per acre of land or per parcel of less than one acre. The benefits described in this Engineer's Report exceed the recommended charge. A listing of all parcels in the service area and the proposed 2015/16 Standby Charge for each is available in the office of the Chief Financial Officer.

Prepared Under the Supervision of:



Robert L. Harding, RCE C50185
Unit Manager V
Water Resource Management

Prepared Under the Supervision of:



Gary Breaux
Assistant General Manager/
Chief Financial Officer




TABLE 1

**ESTIMATED DISTRIBUTION OF BENEFITS OF CONVEYANCE, STORAGE, AND DISTRIBUTION INFRASTRUCTURE,
AND DEMAND MANAGEMENT PROGRAMS THAT COULD BE PAID BY RTS CHARGE**

	Estimated Potential Program Benefits for FY2015/16	Dollars Per Parcel of 1 Acre or Less
Water Conveyance, Storage, Distribution and Demand Management Programs		
Net Capital Payments to State Water Project (less portion paid by property taxes)	75,204,214	\$17.31
Non Tax Supported Capital Costs for System Storage ¹	129,261,272	\$29.76
Non Tax Supported Capital Costs for Conveyance and Distribution System ²	\$188,035,472	\$43.29
Sub-Total Capital Payments	\$392,500,958	\$90.36
less Estimated Standby Charge Revenues	\$ (43,618,063)	(\$10.04)
Remaining capital payments	\$348,882,895	\$80.31
Demand Management Programs: Water Recycling, Groundwater Recovery, and Water Conservation Projects	\$61,654,768	\$14.19
Sub-Total Capital Financing and Demand Management Programs Costs not Paid by Standby Charge Revenues	\$410,537,663	\$94.51
Total Benefits: Capital Financing and Demand Management Programs	\$454,155,726	\$104.55

Notes:

[1] System storage includes Diamond Valley Lake, Lake Mathews, Lake Skinner and several other smaller surface reservoirs which provide storage for operational purposes.

[2] Conveyance and Distribution facilities include the Colorado River Aqueduct and the pipelines, laterals, feeders and canals that distribute water throughout the service area.

Totals may not foot due to rounding

TABLE 2

**WATER RECYCLING, GROUNDWATER RECOVERY
AND CONSERVATION PROJECTS**

Project Name	FY 2015/16 Payment
Water Recycling Projects	\$30,379,390
Advanced Water Purification Facility Project	
Alamitos Barrier Reclaimed Water Project	
Burbank Reclaimed Water System Expansion Project	
Burbank Reclaimed Water System Expansion Project - Phase 2	
Calabasas Reclaimed Water System Expansion	
Capistrano Valley Non-Domestic Water System Expansion	
Century/Rio Hondo Reclamation Program	
City of Industry Regional Water System - Rowland	
City of Industry Regional Water System - Suburban	
City of Industry Regional Water System - Walnut	
Decker Canyon WRP	
Development of Non-Domestic Water Sys. Exp. Ladera	
Direct Reuse Project Phase IIA	
Dry Weather Runoff Reclamation Facility	
Eastern Recycled Water Pipeline Reach 16	
Eastern Regional Reclaimed Water System	
EMWD Reach I Phase II	
EVMWD Recycled Water Program	
Encina Basin Water Rec. Prog - Phases I and II	
Escondido Regional Reclaimed Water Project	
Fallbrook Reclamation Project	
Glendale Verdugo-Scholl Canyon Recl. Water Project	
Glendale Water Reclamation Expansion Project	
Green Acres Reclamation Project - Coastal	
Green Acres Reclamation Project - MWDOC	
Green Acres Reclamation Project - Santa Ana	
Groundwater Replenishment System Talbert Seawater Intrusion Barrier Component	
Hansen Area Water Recycling Project Phase 1	
Harbor Refineries Recycled Water Project	
Harbor Water Recycling Project	
IEUA Regional Recycled Water Dist. System	
IEUA Regional Recycled Water Dist. System Expansion	
Irvine Ranch Reclamation Project	
IRWD Recycled Water System Upgrade	
Lakewood Water Reclamation Project	

TABLE 2 (Continued)

**WATER RECYCLING, GROUNDWATER RECOVERY
AND CONSERVATION PROJECTS**

Project Name	FY 2015/16 Payment
Water Recycling Projects (continued)	
Long Beach Reclamation Expansion Phase I	
Los Angeles Taylor Yard Water Recycling Project	
Moulton Niguel Phase 4 Reclamation System Expansion	
Moulton Niguel Reclamation Project	
North City Water Reclamation Project	
Oceanside Water Reclamation Project	
Olivenhain Recycled Project - SE Quadrant	
Otay Recycled Water System	
Padre Dam Reclaimed Water System Phase I	
Ramona/Santa Maria Water Reclamation Project	
Rancho California Reclamation Expansion	
Rancho Santa Fe Reclaimed Water System	
San Clemente Water Reclamation Project	
San Elijo Water Reclamation System	
San Pasqual Reclamation Project	
Sepulveda Basin Water Reclamation Project	
Sepulveda Basin Water Recycling Project Phase IV	
Shadowridge Reclaimed Water System	
Trabuco Canyon Reclamation Expansion Project	
Van Nuys Area Water Recycling Project	
West Basin Water Reclamation Program	

TABLE 2 (Continued)

**WATER RECYCLING, GROUNDWATER RECOVERY
AND CONSERVATION PROJECTS**

Project Name	FY 2015/16 Payment
Groundwater Recovery Projects	\$9,005,983
Beverly Hills Desalter	
Burbank Lake Street GAC Plant	
Capistrano Beach Desalter	
Chino Basin Desalination Program - IEUA	
Chino Basin Desalination Program - Western	
Irvine Desalter	
Juan Well Filter Facility	
Lower Sweetwater Desalter Phase 1	
Madrona Desalter (Goldsworthy)	
Menifee Basin Desalter	
Mesa Consolidated Colored Water Treatment Facility	
Oceanside Desalter Phase I	
Oceanside Desalter Phase I and II	
Pomona Well # 37	
San Juan Desalter	
Tapo Canyon Water Treatment Plant	
Temescal Basin Desalting Facility	
Tustin Desalter	
Additonal Supplies for core resources	\$2,269,394
Conservation Projects	\$20,000,000
Regionwide Residential	
Regionwide Commercial	
Member Agency Administered/MWD Funded	
Water Incentive Savings Program	
Grants Programs - High Efficiency Clothes Washers	
Total Demand Management Programs	\$61,654,768

**TABLE 3
CONVEYANCE, DISTRIBUTION, AND STORAGE SYSTEM BENEFITS**

Description

Storage Facilities

GARVEY RESERVIOR OPERATION & MAINTENANCE CENTER
 102677 - JENSEN, REPAIR COVER OVER RESERVOIR 1
 ALAMEDA CORRIDOR, PIPELINE RELOCATION, PROTECTION
 CAPITAL PROGRAM FOR PROJECTS COSTING LESS THAN \$250,000-LIVE OAK
 CAPITAL PROGRAM FOR PROJECTS COSTING LESS THAN \$250,000-MORRIS DAM
 CHINO BASIN GROUNDWATER SERVICE CONNECTION CB-15T
 CHLORINATION AND PH CONTROL FACILITIES- ORANGE COUNTY & GARVEY (50/50)
 CLEARING OF LAKE MATHEWS RESERVOIR AREA
 CONVERSION OF DEFORMATION SURVEY MONITORING AT COPPER BASIN
 COPPER BASIN AND GENE WASH DAM, INSTALL SEEPAGE ALARM (50/50)
 COPPER BASIN RESERVOIR SUPERVISORY CONTROL
 COPPER BASIN SEWER SYSTEM
 CORONA DEL MAR RESERVOIR- REPLENISHMENT
 CORONA DEL MAR RESERVOIR- CHLORINATION STATION
 CRANE - LAKE MATHEWS OUTLET TOWER (ORG CONST)
 DIAMOND VALLEY LAKE, CAL PLAZA CHARGES
 DIAMOND VALLEY LAKE, CONSULTANT COSTS
 DIAMOND VALLEY LAKE, DAM DEFORMATION MONITORING
 DIAMOND VALLEY LAKE, EAST DAM SUMP PUMP ELECTRICAL STUDY
 DIAMOND VALLEY LAKE, GENERAL CONSTRUCTION MGMT, 2000-2001
 DIAMOND VALLEY LAKE, INUNDATION MAPS
 DIAMOND VALLEY LAKE, UNDERGROUND TANK CLOSURE
 DIAMOND VALLEY RECREATION, EAST MARINA
 DIAMOND VALLEY RECREATION, FISHERY
 DIAMOND VALLEY RECREATION, MUSEUM FOUNDATION REHABILITATION
 DIAMOND VALLEY RECREATION, SEARL PARKWAY IMPROVEMENTS, PHASE I
 DIAMOND VALLEY TRAILS PROGRAM, TRAILS
 DISTRICT DESIGN AND INSPECTION - MORRIS DAM
 DISTRICT RESERV. AQUEOUS AMMONIA FEED SYSTEM
 DISTRICT RESERVOIR - LONGTERM CHEMICAL FAC CONTAINMENT
 DOMESTIC WATER SUPPLY - LAKE MATHEWS (ORG CONST)
 DOMESTIC WATER SYSTEM - LAKE MATHEWS (ORG CONST)
 DOMESTIC WATER SYSTEM-PALOS VERDES RESERVOIR (INTERIM CONST)
 DVL - SEARL PARKWAY EXTENSION - PHASE 2
 DVL - SEARL PARKWAY LANDSCAPING
 DVL RECREATION - ALTERNATE ACCESS ROAD
 DVL RECREATION, COMMUNITY PARK AND REGIONAL AQUATIC FACILITY
 DVL SECURITY ENHANCEMENT
 DVL, CONSTRUCTION
 DVL, CONSTRUCTION CLAIMS SUPPORT
 DVL, CONSTRUCTION MANAGEMENT SERVICE
 DVL, CONSTRUCTION SUPERVISION
 DVL, CONSTRUCTION, WEST DAM FOUNDATION
 DVL, DEDICATION CEREMONY
 DVL, DISTURBED
 DVL, DOMENIGONI PARK
 DVL, EAST DAM
 DVL, EAST DAM EMBANKMENT
 DVL, EAST DAM FENCING
 DVL, EAST DAM INLET OUTLET TOWER CONSTRUCTION
 DVL, EAST DAM LANDSCAPE SCREENING
 DVL, EAST DAM NORTH RIM REMEDIATION
 DVL, EAST DAM P-1 FACILITIES
 DVL, EAST DAM SITE COMPLETION
 DVL, EAST DAM STATE STREET IMPROVEMENTS
 DVL, EAST DAM VERTICAL SLEEVE VALVE
 DVL, EAST MARINA, PHASE 2
 DVL, EXCAVATION
 DVL, FIXED CONE, SPHERE
 DVL, GENERAL
 DVL, GRADING OF CONT
 DVL, INSTALL NEW WATERLINE
 DVL, MISC SMALL CONS
 DVL, NORTH HIGH WATER ROAD
 DVL, P-1 PUMPING FACILITY
 DVL, PROCUREMENT
 DVL, SCOTT ROAD EXTENSION
 DVL, SOUTH HIGH WATER ROAD & QUARRY
 DVL, SPILLWAY
 DVL, START UP
 DVL, VALLEY-WIDE SITE ROUGH GRADING
 DVL, WORK PACKAGE
 DVL, WORK PACKAGE 1
 DVL, WORK PACKAGE 10, INLET OUTLET WORK
 DVL, WORK PACKAGE 11, FOREBAY
 DVL, WORK PACKAGE 12, TUNNEL
 DVL, WORK PACKAGE 13, P-1 PUMP OPERATIONS FACILITY
 DVL, WORK PACKAGE 14, PC-1
 DVL, WORK PACKAGE 15, SITE CLEARING
 DVL, WORK PACKAGE 16, GROUNDWATER MONITORING
 DVL, WORK PACKAGE 17, FIELD OFFICE
 DVL, WORK PACKAGE 18, TEMPORARY VISITOR CENTER
 DVL, WORK PACKAGE 19, PERMANENT VISITOR CENTER
 DVL, WORK PACKAGE 2, EASTSIDE PIPELINE
 DVL, WORK PACKAGE 20, EAST DAM EXCAVATION, FOUNDATION
 DVL, WORK PACKAGE 21, WEST DAM EXCAVATION, FOUNDATION
 DVL, WORK PACKAGE 23, WEST RECREATION AREA
 DVL, WORK PACKAGE 24, EAST RECREATION AREA
 DVL, WORK PACKAGE 25, EXCAVATION
 DVL, WORK PACKAGE 26, ELECTRICAL TRANSMISSION LINES
 DVL, WORK PACKAGE 27, MAJOR EQUIPMENT P-1
 DVL, WORK PACKAGE 28, MAJOR EQUIPMENT, GATES
 DVL, WORK PACKAGE 29, MAJOR EQUIPMENT, PC-1
 DVL, WORK PACKAGE 30, INSTRUMENTATION AND CONTROL SYSTEMS
 DVL, WORK PACKAGE 31, GEOGRAPHICAL INFO
 DVL, WORK PACKAGE 32, PERMIT
 DVL, WORK PACKAGE 33, MAJOR EQUIPMENT, VALVES

**TABLE 3
CONVEYANCE, DISTRIBUTION, AND STORAGE SYSTEM BENEFITS**

Description

Storage Facilities

DVL, WORK PACKAGE 34, EMERGENCY RELEASE
DVL, WORK PACKAGE 35
DVL, WORK PACKAGE 36, TRANSMISSION LINE TO PC-1
DVL, WORK PACKAGE 38, RUNOFF EROSION
DVL, WORK PACKAGE 39, SADDLE DAM FOUNDATION
DVL, WORK PACKAGE 4, NEWPORT ROAD RELOCATION
DVL, WORK PACKAGE 40
DVL, WORK PACKAGE 42, GEOTECHNICAL
DVL, WORK PACKAGE 43, MOBILIZATION
DVL, WORK PACKAGE 44, SITE DEVELOPMENT
DVL, WORK PACKAGE 47, HAZARDOUS MATERIAL
DVL, WORK PACKAGE 48, GENERAL ADMIN
DVL, WORK PACKAGE 49
DVL, WORK PACKAGE 5, SALT CREEK FLOOD CONTROL
DVL, WORK PACKAGE 52, HISTORY ARCHEOLOGY INVENTORY
DVL, WORK PACKAGE 53, PREHISTORIC ARCHEOLOGY
DVL, WORK PACKAGE 54, PLANTS, WILDLIFE
DVL, WORK PACKAGE 55, AIR QUALITY, NOISE
DVL, WORK PACKAGE 6, SURFACE WATER MITIGATION
DVL, WORK PACKAGE 7, DESIGN WEST DAM ACCESS
DVL, WORK PACKAGE 8, DESIGN EAST DAM ACCESS
DVL, WORK PACKAGE 9, SADDLE DAM
DVL, WORKING INVENTORY, 80,000 ACRE FEET (10% OF CAPACITY)
EAST DAM TUNNELS
EAST MARINA BOAT RAMP EXTENSION
ELECTRICAL SERVICE - LAKE MATHEWS (ORG CONST)
ELECTRICAL SYSTEM - LAKE MATHEWS (ORG CONST)
FIRST SAN DIEGO AQUEDUCT - REPLACE PIPELINE SECTION BOTH BARRELS
FLOATING BOAT HOUSE - LAKE MATHEW
FLOOD RELEASE VALVE, MORRIS DAM & WATER SUPPLY SYSTEM,PV RESER.
FOOTBRIDGE - LAKE MATHEWS (ORG CONST)
FOOTHILL FEEDER- LIVE OAK RESERVOIR- CLAIMS
FOOTHILL FEEDER- LIVE OAK RESERVOIR- RESIDENCE
GARVEY RESERVOIR OPERATION & MAINTENANCE CENTER
GARVEY RESERVOIR OPERATION & MAINTENANCE CENTER (RETIREMENT)
GARVEY RESERVOIR - JUNCTION STRUCTURE,REPLACE VALVE # 1
GARVEY RESERVOIR- EMERGENCY GENERATOR
GARVEY RESERVOIR- FLOATING COVER
GARVEY RESERVOIR- JUNCTION STRUCTURE, REPLACE VALVE #1
GARVEY RESERVOIR- JUNCTION STRUCTURE, REPLACE VALVE #1 - INTEREST
GARVEY RESERVOIR- JUNCTION STRUCTURE, REPLACE VALVES # 4 & 5
GARVEY RESERVOIR- MODIFY DESILTING BASINS
GARVEY RESERVOIR REPAIR
GARVEY RESERVOIR, LOWER ACCESS ROAD, PAVING & DRAINS
GARVEY RESERVOIR, REPLACE VALVE # 4 & 5
GARVEY RESERVOIR, TWO VALVES AT JUNCTION STRUCTURE
GARVEY RESERVOIR: CONT. 565, SPEC.412
GARVEY RESERVOIR: TWO COTTAGES WITH GARAGES
GARVEY RESERVOIR-HYPOCHLORINATION
GARVEY RESERVOIR-HYPOCHLORINE STATION
GARVEY RESERVOIR-INLET AND OUTLET CONDUIT SYSTEM MODIFICATION
GARVEY RESEVOIR-JUNCTION STRUCTURE REPLACE TWO VALVES
GARVEY RSVR REPLACE VENTURI THROAT SECTION
GARVEY RSVR--REPLACE CENETRUI THROAT SECTION
HEADWORKS OF DISTRIBUTION SYSTEM LAKE MATHEWS
HEADWORKS: ADDITIONAL VALVES
HEADWORKS: MOTOR OPERATED SLIDE GATES
HOUSE AND GARAGE AT CORONA DEL MAR RESERVOIR
HOUSE AND GARAGE AT ORANGE COUNTY RESERVOIR
HOUSE AT PALOS VERDES RESERVOIR
HOWELL-BUNGER VALVE OPERATOR, LAKE MATHEWS, 5 VALVES 1939
HOWELL-BUNGER VALVE OPERATOR, LAKE MATHEWS, 5 VALVES 1955
IOC - DIAMOND VALLEY LAKE
IOC - DIEMER, RESERVOIR SEISMIC UPGRADES
IOC - GARVEY RESERVOIR REPAIR
IOC - GARVEY RESERVOIR, HYPOCHLORINATION SYSTEM
IOC - LAKE MATHEWS OUTLET FACILITIES
IOC - LAKE MATHEWS WATERSHED
IOC - LAKE SKINNER BYPASS PIPELINE #2 AND #3
IOC - ORANGE COUNTY RSVR, REPLACE CHLORINATION SYSTEM
IOC - PALOS VERDES RSVR, REPLACE CHLORINATION SYSTEM
LAKE MATHEWS - REPLACE STANDBY GENERATOR
LAKE MATHEWS - ELECTRICAL SYSTEM IMPROVEMENT
LAKE MATHEWS BUILDING
LAKE MATHEWS BUILDINGS 8 & 15, RENOVATION OF ASSEMBLY AREA AND ADMIN. BLDG.
LAKE MATHEWS- CARPENTER AND VEHICLE MAINTENANCE BUILDING
LAKE MATHEWS- CHLORINATION FACILITIES
LAKE MATHEWS CHLORINATION FACILITY- REPLACE CHLORINATION EQPMT.
LAKE MATHEWS CNTRL TOWER-REPL. 45 30-INCH GATE/BUTTERFLY VALVES
LAKE MATHEWS CONTROL TOWER - REPLACE 45 10-INCH GATE VALVE
LAKE MATHEWS DIKE
LAKE MATHEWS DIVERSION TUNNEL
LAKE MATHEWS DIVERSION TUNNEL WALKWAY REPAIR
LAKE MATHEWS- DOCK AND BOAT SHELTER
LAKE MATHEWS DOMESTIC FACILITIES
LAKE MATHEWS- DOMESTIC WATER SYSTEM
LAKE MATHEWS- ELECTRICAL SYSTEM IMPROVEMENT
LAKE MATHEWS- EMERGENCY GENERATOR
LAKE MATHEWS ENLARGEMENT (SPEC NO. 505)
LAKE MATHEWS FOREBAY OUTLET STRCTR-REPL.CONCRETE BLOCK BLDG
LAKE MATHEWS FOREBAY OUTLET, CONCRETE BLDG
LAKE MATHEWS FOREBAY- REPLACE FOOTBRIDGE
LAKE MATHEWS HEADWORKS-INSTALL AIR MTRS,3 HOWELL BNGR VALVE OP.
LAKE MATHEWS- HOUSE AND GARAGE
LAKE MATHEWS- IMPROVE MAIN SUBSTATION
LAKE MATHEWS- IMPROVEMENT OF DOMESTIC WATER & FIRE PROT. SYSTEM
LAKE MATHEWS -LUMBER STORAGE BUILDING

**TABLE 3
CONVEYANCE, DISTRIBUTION, AND STORAGE SYSTEM BENEFITS**

Description

Storage Facilities

LAKE MATHEWS -LUMBER STORAGE BUILDING - INTEREST
 LAKE MATHEWS LUMBER STORAGE ROOF COVER
 LAKE MATHEWS MAIN DAM AND SPILLWAY
 LAKE MATHEWS MAIN DAM SUB DRAIN SYSTEM
 LAKE MATHEWS MAINTENANCE BUILDING
 LAKE MATHEWS MAINTN.FACILITIES-REPLACE 75 KVA TRANSFORMER.SERV.
 LAKE MATHEWS- MODIFY CHLORINATION
 LAKE MATHEWS- MODIFY CHLORINE STORAGE TANK FOUNDATIONS
 LAKE MATHEWS- MODIFY ELECTRICAL SERVICE
 LAKE MATHEWS MULTIPLE SPECIES RESERVE, MANAGER'S OFFICE AND RESIDENCE
 LAKE MATHEWS OFFICE BLDG MODIFICATIONS-AMERICANS W/ DISABILITY
 LAKE MATHEWS OFFICE TRAILER MODIFICATIONS-AMERICANS W/ DISABILITY
 LAKE MATHEWS -OPERATOR RESIDENCE
 LAKE MATHEWS OULET TOWER
 LAKE MATHEWS OULET FACILITIES
 LAKE MATHEWS OULET TOWER- REPLACE CRANES
 LAKE MATHEWS OULET TOWER-REPLACE GATE VALVES
 LAKE MATHEWS OULET TOWER-REPLACE GATE VALVES (RETIREMENT)
 LAKE MATHEWS OULET TUNNEL
 LAKE MATHEWS- PREFABRICATED AIRCRAFT HANGER
 LAKE MATHEWS- PREFABRICATED AIRCRAFT HANGER - INTEREST
 LAKE MATHEWS- PROPANE STORAGE TANK
 LAKE MATHEWS- PROPANE STORAGE TANK - INTEREST
 LAKE MATHEWS- REPLACE HOWELL-BUNGER VALVE OPERATORS
 LAKE MATHEWS- REPLACE VALVES
 LAKE MATHEWS RESERVOIR - RELOCATE SOUTHERLY SECURITY FENCE
 LAKE MATHEWS RESERVOIR-RELOCATE SOUTHERLY SECURITY FENCE
 LAKE MATHEWS RESERVOIR-RELOCATE SOUTHERLY SECURITY FENCE - INTEREST
 LAKE MATHEWS- SEEPAGE ALARMS
 LAKE MATHEWS- SEEPAGE ALARMS - INTEREST
 LAKE MATHEWS- SPRAY PAINT BOOTH
 LAKE MATHEWS WATERSHED, DRAINAGE
 LAKE MATHEWS, HAZEL ROAD
 LAKE MATHEWS, REPLACE CHLORINATION EQUIPMENT
 LAKE MATHEWS,DIKE #1- INSTALL PIEZOMETERS, STAS.55+00 & 85+50
 LAKE MATHEWS: VALVES AND FITTINGS IN HEADWORKS
 LAKE MATHEWS-CONST. CONCR.TRAFFIC BARR. WALL TO PROTECT HQ FACIL.
 LAKE MATHEWS FIRE WATER LINE
 LAKE PERRIS POLLUTION PREVENTION AND SOURCE WATER PROTECTION (CAPITAL PORTION)
 LAKE SKINNER - AERATION SYSTEM
 LAKE SKINNER - CHLORINATION SYSTEM OULET TOWER BYPASS PPLN
 LAKE SKINNER - CHLORINATION SYSTEM OULET TOWER BYPASS PPLN - INTEREST
 LAKE SKINNER - INSTALL OULET CONDUIT FLOWMETER
 LAKE SKINNER (AULD VALLEY RESERVOIR)- CLAIMS
 LAKE SKINNER AERATOR AIR COMPRESSORS REPLACEMENT
 LAKE SKINNER- EQUIPMENT YARD SECURITY
 LAKE SKINNER- EQUIPMENT YARD SECURITY - INTEREST
 LAKE SKINNER FACILITIES
 LAKE SKINNER FACILITIES - EMPLOYEE HOUSING
 LAKE SKINNER FACILITIES - FENCING
 LAKE SKINNER FACILITIES - LANDSCAPING
 LAKE SKINNER FACILITIES - RELOCATE BENTON ROAD
 LAKE SKINNER OULET CONDUIT REPAIR
 LAKE SKINNER- PROPANE STORAGE TANK
 LAKE SKINNER- PROPANE STORAGE TANK - INTEREST
 LIVE OAK RESERVOIR & RESERVOIR BYPASS SCHEDULE 264A
 LIVE OAK RESERVOIR SURFACE REPAIR
 MAINTENANCE FACILITIES, 75KVA TRANSFORMER SERVICE-LAKE MATHEWS (ORG CONST)
 MINOR CAPITAL PROJECTS FOR FY 1989/90 - LAKE MATHEWS
 MINOR CAPITAL PROJECTS FOR FY 1989/90 - PALOS VERDES RESERVOIR
 MINOR CAPITAL PROJECTS-LAKE SKINNER, INLET CANAL ELECTRIC FISH BARRIER
 MINOR CAPITAL PROJECTS-LIVE OAK RESERVOIR, DESILT BASIN IMPROVEMENTS
 MODIFICATION OF THE LAKE MATHEWS SERVICE WATER SYSTEM
 MORRIS DAM COTTAGE
 MORRIS DAM- ENLARGMT. OF SPILLWAY FACLT.& UPPER FDR.VALVE MODF
 MORRIS DAM ROAD IMPROVEMENT
 MORRIS DAM, SEISMIC STABILITY REANALYSIS
 MORRIS DAM-REPLACE EMERGENGY POWER SYSTEM
 MORRIS RESERVOIR- CAPITAL OBLIGATION PAID
 MORRIS RESERVOIR- INTEREST OBLIGATION PAID
 O.C.RESERVOIR - IMPROVE DOMESTIC SYSTEM
 ORANGE COUNTY RESERVOIR -- JUNCTION STRUCTURE,REPLACE VALVE # 1
 ORANGE COUNTY RESERVOIR (SPEC NO. 341)
 ORANGE COUNTY RESERVOIR CHLORINATION STATION
 ORANGE COUNTY RESERVOIR- EMBANKMENT AND SPILLWAY
 ORANGE COUNTY RESERVOIR- EMERGENCY GENERATOR
 ORANGE COUNTY RESERVOIR- FLOATING COVER
 ORANGE COUNTY RESERVOIR- HOUSE
 ORANGE COUNTY RESERVOIR- MODIFY DOMESTIC WATER SYSTEM
 ORANGE COUNTY RESERVOIR- REPLACE RESIDENCE NO. 95D
 ORANGE COUNTY RESERVOIR-MODIFY ELEC. CONTROL CENTER
 ORANGE COUNTY RESERVOIR-REPLACE CHLORINATION EQUIPMENT
 ORANGE COUNTY RESERVOIR-REPLACE CHLORINATION SYSTEM
 P V RESERVOIR-REPLACE CHLORINATION SYSTEM
 PALOS VERDES CHLORINATION STATION AND COTTAGE
 PALOS VERDES RESERVOIR
 PALOS VERDES RESERVOIR - INLET/OUTLET TOWER
 PALOS VERDES RESERVOIR- BY PASS PIPELINES
 PALOS VERDES RESERVOIR- FENCING AROUND
 PALOS VERDES RESERVOIR- REPLACE DOMESTIC WATER SYSTEM PIPING
 PALOS VERDES RESERVOIR,BYPASS PIPELINE RELIEF STRUCTURE MODIFN.
 PALOS VERDES RESERVOIR,COVERING
 PALOS VERDES RESERVOIR,REPLACE ACCESS AND PERIMETER ROADS
 PALOS VERDES RESERVOIR: INCREASING ELEVATION OF SPILLWAY CREST
 PALOS VERDES RESERVOIR-INSTALL VALVE & CHLORINATION NOZZLE,INL.TWR
 PALOS VERDES RESERVOIR-REPLACE CHLORINATION SYSTEM
 PAMO RESERVOIR- WATER STORAGE FEASIBILITY STUDY

**TABLE 3
CONVEYANCE, DISTRIBUTION, AND STORAGE SYSTEM BENEFITS**

Description

Storage Facilities

PAMO RESERVOIR- WATER STORAGE FEASIBILITY STUDY- INTEREST
 RECORD DRAWING RESTORATION PROGRAM, CRA
 REPAIRS TO AZUSA CONDUIT
 REPLACE 32
 REPLACEMENT OF A 30 INCH GATE VALVE P.V.R.
 RESIDENCE # 95-D, ORANGE COUNTY RESERVOIR
 RESIDENCE 45-D - CORONA DEL MAR RESERVOIR
 RESIDENCE 80-D - ORANGE COUNTY RESERVOIR
 RESIDENCE 90-D - LAKE MATHEW
 RESIDENCE 91-D - SAN JACINTO RESERVOIR
 RESIDENCE 93-D - SAN JACINTO RESERVOIR
 ROADS AT LAKE MATHEWS ABOVE FLOODLINE
 SAN DIEGO ACQUEDUCT: COTTAGE AT SAN JACINTO RESERVOIR
 SAN JACINTO RESERVOIR - SAN DIEGO AQUEDUCT
 SECOND OUTLET, PALOS VERDES RESERVOIR (SPEC NO. 597)
 SEEPAGE CONTROL AT LAKE MATHEWS
 TEMPORARY EMPLOYEE LABOR SETTLEMENT
 VALVE - GENE RESERVOIR (REPLACED 201)
 VALVE STRUCTURE MODIFICATIONS-UPPER FDR, SAN GABRIEL CROSSING (INTERIM CONST)
 VALVE, TWO 36
 WADSWORTH PUMP PLANT CONDUIT PROTECTION
 WADSWORTH PUMP PLANT, PUMP MOTOR CONVERSION
 WATER QUALITY PROJECT UPSTREAM
 WATER SUPPLY SYSTEM, OPERATING TOWER, LAKE MATHEWS

Sub-total Storage facilities benefits

129,261,272

**TABLE 3
CONVEYANCE, DISTRIBUTION, AND STORAGE SYSTEM BENEFITS**

Description

Conveyance and Aqueduct Facilities

ACCESS STRUCTURE, TRANSITION STRUCTURE AND MANHOLE COVER REPLACEMENT
 ALL PUMPING PLANTS - 230 KV & 69 KV DISCONNECTS REPLACEMENT
 ALL PUMPING PLANTS - BRIDGE CRANES
 ALL PUMPING PLANTS - TRANSFORMER BANK BRIDGE
 ALLEN MCCOLLOCH PIPELINE - CORROSION INTERFERENCE MITIGATION
 ALLEN MCCOLLOCH PIPELINE - RIGHT OF WAY
 ALLEN MCCOLLOCH PIPELINE - UPDATE / MODIFY ALL BOYLE ENGINEERING DRAWINGS
 AMP VALVE & SERVICE CONNECTION VAULT REPAIR
 AQUEDUCT & PUMPING PLANT ISOLATION / ACCESS FIXTURES - STUDY
 AQUEDUCT & PUMPING PLANT ISOLATION GATES
 ARROWHEAD EAST TUNNEL CONSTRUCTION
 ARROWHEAD TDS REDUCTION
 ARROWHEAD TUNNELS CLAIMS COST
 ARROWHEAD TUNNELS CONNECTOR ROAD
 ARROWHEAD TUNNELS CONSTRUCTION
 ARROWHEAD TUNNELS ENGINEERING
 ARROWHEAD TUNNELS RE-DESIGN
 ARROWHEAD WEST TUNNEL CONSTRUCTION
 AULD VALLEY CONTROL STRUCTURE AREA FACILITIES UPGRADE STUDY
 AUXILIARY POWER SYSTEM REHABILITATION / UPGRADES STUDY
 BACHELOR MOUNTAIN COMMUNICATION SITE ACQUISITION
 BACHELOR MOUNTAIN TELECOM SITE IMPROVEMENTS
 BANK TRANSFORMERS REPLACEMENT STUDY
 BLACK METAL MOUNTAIN - COMMUNICATIONS FACILITY UPGRADE
 BOX SPRINGS FEEDER REHAB PHASE III
 BUDGET ADJUSTMENT
 CABAZON RADIAL GATE FACILITY IMPROVEMENTS
 CAJALCO CREEK MITIGATION FLOWS
 CAST-IRON BLOW OFF REPLACEMENT - PHASE 4
 CATHODIC PROTECTION STUDY - DESIGN AND CONSTRUCTION
 CCRP - BLOW-OFF VALVES PHASE 4 PROJECT
 CCRP - CONTINGENCY
 CCRP - EMERGENCY REPAIR
 CCRP - HEADGATE OPERATORS & CIRCUIT BREAKERS REHAB.
 CCRP - PART 1 & 2
 CCRP - SAND TRAP CLEANING EQUIPMENT & TRAVELING CRANE STUDY
 CCRP - TRANSITION & MAN-WAY ACCESS COVER REPLACEMENT - STUDY & DESIGN
 CCRP - TUNNELS STUDY
 CEPSRP - 230 KV SYSTEM SYNCHRONIZERS
 CEPSRP - ALL PUMPING PLANTS - CONTINGENCY & OTHER CREDITS
 CEPSRP - ALL PUMPING PLANTS - REPLACE 6.9 KV TRANSFORMER BUSHINGS
 CEPSRP - ALL PUMPING PLANTS - REPLACE 230KV , 69 KV & 6.9 KV LIGHTNING ARRESTERS
 CEPSRP - ALL PUMPING PLANTS - REPLACE 230KV TRANSFORMER PROTECTION
 CEPSRP - SWITCHYARDS & HEAD GATES REHABILITATION
 CEPSRP - ALL PUMPING PLANTS - IRON MOUNTAIN - 230KV BREAKER SWITCH. INST.
 COLORADO RIVER AQUEDUCT - PUMPING
 COLORADO RIVER AQUEDUCT - SIPHONS AND RESERVOIR OUTLETS REFURBISHMENT
 COLORADO RIVER AQUEDUCT CONVEYANCE RELIABILITY, PHASE II REPAIRS AND INSTRUMENTATION
 CONTROL SYSTEM DRAWING UPGRADE STUDY (PHASE 1) - STUDY
 COPPER BASIN AND GENE DAM OUTLET WORKS REHABILITATION (STUDY & DESIGN)
 COPPER BASIN INTERIM CHLORINATION SYSTEM
 COPPER BASIN OUTLET GATES RELIABILITY
 COPPER BASIN OUTLET REHABILITATION
 COPPER BASIN OUTLET, AND COPPER BASIN & GENE WASH DAM SLUICWAYS REHABILITATION
 COPPER BASIN POWER & PHONE LINES REPLACEMENT
 COPPER SULFATE STORAGE AT LAKE SKINNER AND LAKE MATHEWS
 CORROSION CONTROL OZONE MATERIAL TEST FACILITY
 COST OF LAND AND RIGHT OF WAY
 CRA - ACCESS STRUCTURE, TRANSITION STRUCTURE AND MANHOLE COVER REPLACEMENT
 CRA - AQUEDUCT AND PUMPING PLANT ISOLATION GATES
 CRA - AQUEDUCT RESERVOIR AND DISCHARGE LINE ISOLATION GATES
 CRA - AUXILIARY POWER SYSTEM REHAB
 CRA - BANK TRANSFORMERS REPLACEMENT STUDY
 CRA - BLOW-OFF VALVES PHASE 4
 CRA - CIRCULATING WATER SYSTEM STRAINER REPLACEMENT
 CRA - CONTROL SYSTEM IMPLEMENTATION PHASE CLOSE OUT
 CRA - CONVEYANCE RELIABILITY PROGRAM PART 1 & PART 2
 CRA - COPPER BASIN OUTLET, AND COPPER BASIN & GENE WASH SLUICWAYS REHABILITATION
 CRA - COPPER BASIN POWER & PHONE LINES REPLACEMENT
 CRA - CUT & COVER FORNAT WASH EXPOSURE STUDY
 CRA - CUT AND COVER FORNAT WASH EXPOSURE STUDY
 CRA - DANBYTOWER FOOTER REPLACEMENT
 CRA - DELIVERY LINE NO. 1 SUPPORTS REHAB - FIVE PUMPING PLANTS
 CRA - DELIVERY LINES 2&3 SUPPORTS REHAB - GENE & INTAKE
 CRA - DELIVERY LINES 2&3 SUPPORTS REHAB - IRON, EAGLE, & HINDS
 CRA - DESERT PUMP PLANT OIL CONTAINMENT
 CRA - DESERT SEWER SYSTEM REHABILITATION
 CRA - DESERT SEWER SYSTEM REHABILITATION PROJECT
 CRA - DESERT WATER TANK ACCESS & SAFETY IMPROVEMENTS
 CRA - DISCHARGE CONTAINMENT PROGRAM - INVESTIGATION
 CRA - DISCHARGE LINE ISOLATION GATES
 CRA - DWCV-4 VALVE REPLACEMENT
 CRA - EAGLE MOUNTAIN SAND TRAPS INFLOW STUDY
 CRA - ELECTRICAL/ POWER SYST REL. PROG. - IRON MTN - 230KV BREAKER SWITC. INST.
 CRA - GENE PUMPING PLANT MAIN TRANSFORMER AREA
 CRA - HINDS PUMP UNIT NO. 8 REFURBISHMENT
 CRA - INTAKE PUMPING PLANT - COOLING AND REJECT WATER DISCHARGE TO LAKE HAVASU
 CRA - INTAKE PUMPING PLANT AUTOMATION PROGRAMMING
 CRA - INVESTIGATION OF SIPHONS AND RESERVOIR OUTLETS
 CRA - IRON MTN. TUNNEL REHABILITATION
 CRA - LAKEVIEW SIPHON FIRST BARREL - REPAIR DETERIORATED JOINTS
 CRA - MAIN PUMP MOTOR EXCITERS
 CRA - MAIN PUMP STUDY
 CRA - MOUNTAIN SIPHONS SEISMIC VULNERABILITY STUDY
 CRA - PUMPING PLANT RELIABILITY PROGRAM CONTINGENCY

**TABLE 3
CONVEYANCE, DISTRIBUTION, AND STORAGE SYSTEM BENEFITS**

Description

Conveyance and Aqueduct Facilities

CRA - PUMPING PLANTS VULNERABILITY ASSESSMENT
 CRA - PUMPING WELL CONVERSION
 CRA - QUAGGA MUSSEL BARRIERS
 CRA - REAL PROPERTY - BOUNDARY SURVEYS
 CRA - RELIABILITY PROGRAM 230 KV & 69 KV DISCONNECTS REPLACEMENT STUDY (5 PLANTS)
 CRA - RELIABILITY PROGRAM INVESTIGATION
 CRA - RELIABILITY PROGRAM PHASE 6 (AQUEDUCT PHASE 6 REHAB.) - SPEC 1568
 CRA - RELIABILITY PHASE II CONTINGENCY
 CRA - SAND TRAP CLEANING EQUIPMENT AND TRAVELING CRANE
 CRA - SERVICE CONNECTION DWCV-2T VALVES REPLACEMENT AND STRUCTURE CONSTRUCTION
 CRA - SERVICE CONNECTION DWCV-4 A, B, C, & D PLUG VALVES REPLACEMENT
 CRA - SIPHONS, TRANSITIONS, CANALS, AND TUNNELS REHABILITATION AND IMPROVEMENTS
 CRA - SUCTION & DISCHARGE LINES EXPANSION JOINT REHAB
 CRA - SUPERVISORY CONTROL AND DATA ACQUISITION (SCADA) SYSTEM
 CRA - SWITCHYARDS AND HEAD GATES REHAB
 CRA - SWITCHYARDS AND HEAD GATES REHABILITATION
 CRA - TRANSFORMER OIL & CHEMICAL UNLOADING PAD CONTAINMENT
 CRA - TUNNELS VULNERABILITY STUDY - REPAIRS TO TUNNELS
 CRA - WEST PORTAL UPGRADE - REHAB OF STILLING WELL, SLIDE GATE OPERATORS AND RADIAL GATES
 CRA 2.4 KV STANDBY DIESEL ENGINE GENERATORS REPLACEMENT
 CRA 230 KV & 69 KV DISCONNECTS SWITCH REPLACEMENT
 CRA 230 KV SYSTEM INTER-AGENCY OPERABILITY UPGRADES
 CRA 230KV & 69KV PROTECTION PANEL UPGRADE
 CRA 6.9 KV LEAD JACKETED CABLES
 CRA 69KV PANEL UPGRADE
 CRA ACCESS STRUCTURE, TRANSITION STRUCTURE AND MANHOLE COVERS REPLACEMENT
 CRA ALL PUMPING PLANTS - FLOW METER UPGRADES
 CRA AQUEDUCT BLOCKER GATE REPLACEMENT
 CRA AQUEDUCT ISOLATION GATES REPLACEMENT
 CRA BLACK METAL COMMUNICATION SITE II UPGRADE
 CRA CANAL CRACK REHAB AND EVALUATION
 CRA CANAL CRACK REHABILITATION
 CRA CANAL IMPROVEMENTS
 CRA CIRCULATING WATER SYSTEM STRAINER REPLACEMENT
 CRA CONDUIT FORMAT WASH EROSION REPAIRS
 CRA CONVEYANCE RELIABILITY PROGRAM (CCRP) - BLOW-OFF REPAIR
 CRA CONVEYANCE RELIABILITY PROGRAM PART 1 & PART 2
 CRA COPPER BASIN AND GENE WASH DAM SLUICWAYS
 CRA COPPER BASIN OUTLET GATES RELIABILITY STUDY
 CRA DESERT AIRFIELDS IMPROVEMENT
 CRA DISCHARGE CONTAINMENT PROGRAM - CONTINGENCY
 CRA DISCHARGE CONTAINMENT PROGRAM - GENE & IRON DRAIN SYSTEMS
 CRA DISCHARGE CONTAINMENT PROGRAM - INVESTIGATION
 CRA DISCHARGE CONTAINMENT PROGRAM - OIL & CHEMICAL UNLOADING PAD CONTAINMENT
 CRA ELECTRICAL / POWER SYSTEM RELIABILITY PROGRAM (CEPSRP)
 CRA ENERGY EFFICIENCY IMPROVEMENTS
 CRA GENE PUMPING PLANT HEAVY EQUIPMENT SERVICE PIT
 CRA GENE STORAGE WAREHOUSE REPLACEMENT
 CRA HINDS PUMPING PLANT - WASH AREA UPGRADE
 CRA INTAKE PPLANT - POWER & COMMUNICATION LINE REPLACEMENT
 CRA IRON GARAGE HEAVY EQUIPMENT SERVICE PIT REPLACEMENT
 CRA IRON HOUSING REPLACEMENT
 CRA IRON MOUNTAIN SUCTION JOINT REFURBISHMENT PILOT
 CRA MAIN PUMP & MOTOR REFURISHMENT
 CRA MAIN PUMP CONTROLS & INSTRUMENTATION
 CRA MAIN PUMP DISCHARGE VALVE REFURBISHMENT
 CRA MAIN PUMP MOTOR EXCITERS ASSESSMENT
 CRA MAIN PUMP MOTOR EXCITERS REHABILITATION
 CRA MAIN PUMP STUDY
 CRA MAIN PUMP SUCTION AND DISCHARGE LINES, EXPANSION JOINT REPAIRS
 CRA MAIN PUMPING PLANT DISCHARGE LINE ISOLATION BULKHEAD COUPLING CONSTRUCTION
 CRA MAIN PUMPING PLANT UNIT COOLERS & HEAT ESCHANGERS
 CRA MAIN PUMPING PLANTS LUBRICATION SYSTEM
 CRA MAIN PUMPING PLANTS SERVICE WATER & SAND REMOVAL SYSTEM
 CRA MAIN TRANSFORMER REPLACEMENT/REHAB.
 CRA MILE 12 POWER LINE & FLOW MONITORING EQUIP. STUDY
 CRA PROTECTIVE SLABS
 CRA PUMP PLANT FLOW METER UPGRADE
 CRA PUMP PLANT SUMP PIPING REPLACEMENT STUDY
 CRA PUMP PLANT UNINTERRUPTABLE POWER STUDY (UPS) UPGRADE
 CRA PUMP PLANTS 2300KV & 480 V SWITCHRACK REHAB
 CRA PUMP WELLS CONVERSION AND BLOW-OFF REPAIR
 CRA PUMPING PLANT REHABILITATION STUDY
 CRA PUMPING PLANT RELIABILITY PROGRAM - HIGH PRESSURE COMPRESSOR REPLACEMENT
 CRA PUMPING PLANT RELIABILITY PROGRAM - SUCTION & DISCHARGE LINES EXPANSION JOINT STUDY
 CRA PUMPING PLANT SUMP SYSTEM REHABILITATION
 CRA PUMPING PLANT WASTEWATER SYSTEM - GENE & IRON MTN.
 CRA PUMPING PLANT WASTEWATER SYSTEM - INTAKE
 CRA PUMPING PLANT WASTEWATER SYSTEM REPLACEMENT - HINDS & EAGLE MTN.
 CRA PUMPING PLANTS - AUXILIARY POWER SYSTEM REHABILITATE/UPGRADES
 CRA PUMPING PLANTS 230KV & 69K DISCONNECT SWITCH REPLACEMENT
 CRA PUMPING PLANTS ASPHALT REPLACEMENT
 CRA PUMPING PLANTS CRANE IMPROVEMENTS
 CRA PUMPING PLANTS SWITCH HOUSE FAULT CURRENT PROTECTION
 CRA PUMPING PLANTS VULNERABILITY ASSESSMENT
 CRA PUMPING PLANTS WATER TREATMENT SYSTEMS REPLACEMENT
 CRA PUMPING PLT RELIABILITY PROGRAM, DISCHARGE LINE COUPLING INSTALLATION
 CRA PUMPING WELL CONVERSION
 CRA QUAGGA MUSSEL BARRIERS
 CRA RADIAL GATES AND SLIDE GATE REHABILITATION
 CRA RADIAL GATES REPLACEMENT
 CRA RELIABILITY PHASE II - PUMPING PLANTS 230KV & 69KV DISCONNECT SWITCH REPLACEMENT
 CRA RELIABILITY PROGRAM - DISCHARGE VALVE LUBRICATORS
 CRA RELIABILITY PROGRAM - MOTOR BREAKER FAULTY CURRENT STUDY (5 PLANTS)
 CRA RELIABILITY PROGRAM PHASE 6 (AQUEDUCT PHASE 6 REHAB.) - SPEC 1568
 CRA RELIABILITY PHASE II - PUMPING PLANT SWITCH HOUSE FAULT CURRENT PROTECTION
 CRA SAND TRAP EQUIPMENT UPGRADES

**TABLE 3
CONVEYANCE, DISTRIBUTION, AND STORAGE SYSTEM BENEFITS**

Description

Conveyance and Aqueduct Facilities

CRA SEISMIC EVALUATION - SWITCH HOUSE AND PUMP ANCHORAGE
 CRA SEISMIC UPGRADE OF 6.9KV SWITCH HOUSES
 CRA SERVICE CONNECTION DWCV-2T VALVES REPLACEMENT AND STRUCTURE CONSTRUCTION
 CRA SERVICE CONNECTION DWCV-4 VALVES REPLACEMENT
 CRA SIPHON REHAB
 CRA SIPHONS, TRANSITIONS, CANALS, AND TUNNELS REHABILITATION AND IMPROVEMENTS
 CRA SWITCHRACKS & ANCILLARY STRUCTURES EROSION CONTROL
 CRA TRANSFORMER OIL AND SODIUM HYPOCHLORITE CONTAINMENT
 CRA TRANSITION STRUCTURE AND MANHOLE COVERS REPLACEMENT
 CRA VILLAGES DOMESTIC WATER MAIN DISTRIBUTION REPLACEMENT STUDY
 CUF DECHLORINATION SYSTEM
 DAM SLUICWAYS AND OUTLETS REHABILITATION
 DANBY TOWER FOOTER REPLACEMENT
 DANBY TOWERS FOUNDATION REHABILITATION
 DESERT FACILITIES FIRE PROTECTION SYSTEMS UPGRADE
 DESERT LAND ACQUISITIONS
 DESERT PUMP PLANT OIL CONTAINMENT
 DESERT ROADWAY IMPROVEMENT
 DESERT SEPTIC SYSTEM
 DESERT SEWER SYSTEM REHABILITATION
 DESERT WATER TANK ACCESS - FIRE WATER, CIRCULATING WATER, DOMESTIC WATER- STUDY
 DISCHARGE LINE ISOLATION BULKHEAD COUPLINGS
 DISTRIBUTION SYSTEM FACILITIES - REHABILITATION PROGRAM
 DISTRIBUTION SYSTEM FACILITIES REHABILITATION PROGRAM - MAINTENANCE & STORAGE SHOP (PC-1)
 DISTRIBUTION SYSTEM RELIABILITY PROGRAM - PHASE 2
 DVL INLET / OUTLET TOWER FISH SCREENS REPLACEMENT
 DVL TO SKINNER TRANSMISSION LINE STUDY
 E. THORNTON IBBETSON GUEST QUARTERS
 EAGLE AND HINDS EQUIPMENT WASH AREA UPGRADE
 EAGLE KITCHEN UPGRADE
 EAGLE MOUNTAIN PUMPING PLANT SCADA SYSTEM
 EAGLE MOUNTAIN SAND TRAPS STUDY
 EAGLE MOUNTAIN SIPHONS SEISMIC VULNERABILITY STUDY
 EAGLE MTN SAND TRAPS STUDY
 EAGLE ROCK ASPHALT REPAIR PROJECT
 EAGLE ROCK MAIN ROOF REPLACEMENT
 ENHANCED VAPOR RECOVERY UPGRADES FOR GASOLINE DISPENSERS
 ENVIRONMENTAL MITIGATION
 ETIWANDA PIPELINE LINER REPAIR
 ETIWANDA RESERVOIR LINER REPAIR
 FUTURE SYSTEM RELIABILITY PROJECTS
 GARVEY RESERVOIR - AUTOMATED DATA ACQUISITION SYSTEM
 GARVEY RESEVOIR AUTOMATED DATA ACQUISITON SYSTEM REPLACEMENT
 GENE & INTAKE P.P. - FREQUENCY PROTECTION RELAY REPLACEMENT
 GENE & INTAKE PUMPING PLANT SURGE CHAMBER OUTLET GATES RE-COATING
 GENE & INTAKE PUMPING PLANTS - REPLACE UNDER FREQUENCY PROTECTION RELAY
 GENE AIR CONDITION
 GENE CAMP STATION SERVICE TRANSFORMER REPLACEMENT
 GENE PUMPING PLANT - AIR STRIP EXTENSION PROJECT
 GENE PUMPING PLANT - HEAVY EQUIPMENT SERVICE PIT
 GENE PUMPING PLANT - PEDDLER SUBSTATION REPLACEMENT
 GENE PUMPING PLANT - SCADA SYSTEM
 GENE PUMPING PLANT EXPANSION JOINT REHABILITATION
 GENE PUMPING PLANT MAIN TRANSFORMER AREA
 GENE PUMPING PLANT STANDBY GENERATOR REPLACEMENT
 GENE STORAGE BUILDING REPLACEMENT
 GENE STORAGE WAREHOUSE REPLACEMENT
 HEADGATE OPERATORS & CIRCUIT BREAKERS REHAB.
 HIGHLAND PIPELINE CONSTRUCTION
 HINDS EAGLE & IRON MOUNTAINS STORAGE BUILDINGS
 HINDS PUMPING PLANT EQUIPMENT WASH AREA UPGRADES
 HINDS PUMPING PLANT SCADA SYSTEM
 HINDS PUMPING PLANT STANDBY GENERATOR REPLACEMENT
 INLAND FDR, ARROWHEAD TUNNELS REDESIGN
 INLAND FDR, ARROWHEAD WEST TUNNEL CONSTRUCTION
 INLAND FDR, CONTRACT 9, CONSTRUCTION OF RIVERSIDE PPLN SOUTH
 INLAND FDR, OWNER CONTROLLED INSURANCE PROGRAM
 INLAND FDR, REACH 4, RUSD PPLN
 INLAND FDR-CNTR #1/DEVIL CYN-WATERMAN RD
 INLAND FDR-CNTR #4-SOFT GRND TNL/SANTA ANA
 INLAND FDR-CONT #8-PIPEL PARALLEL TO DAVIS RD
 INLAND FDR-ENVIRON. MITIG.
 INLAND FEEDER - RIGHT OF WAY AND EASEMENT PROCUREMENT
 INLAND FEEDER CONTINGENCY
 INLAND FEEDER COST OF LAND AND RIGHT OF WAY
 INLAND FEEDER ENVIRONMENTAL MITIGATION
 INLAND FEEDER GROUNDWATER MONITORING
 INLAND FEEDER HIGHLAND PIPELINE CLAIMS COST
 INLAND FEEDER HIGHLAND PIPELINE CONSTRUCTION
 INLAND FEEDER HIGHLAND PIPELINE DESIGN
 INLAND FEEDER MENTONE PIPELINE CONSTRUCTION
 INLAND FEEDER MENTONE PIPELINE DESIGN
 INLAND FEEDER MENTONE PIPELINE RUSD CONSTRUCTION
 INLAND FEEDER OWNER CONTROLLED INSURANCE PROGRAM
 INLAND FEEDER PROGRAM REMAINING BUDGET/CONTINGENCY
 INLAND FEEDER PROJECT MANAGEMENT SUPPORT
 INLAND FEEDER PURCHASE OF LAND AND RIGHT OF WAY
 INLAND FEEDER RAISE BURIED STRUCTURES AND REALIGN DAVIS RD.
 INLAND FEEDER REVERSE OSMOSIS PLANT
 INLAND FEEDER RIVERSIDE BADLANDS TUNNEL CONSTRUCTION
 INLAND FEEDER RIVERSIDE NORTH PIPELINE DESIGN
 INLAND FEEDER RUSD CLAIMS DEFENSE
 INLAND FEEDER STUDIES
 INLAND FEEDER UNDERGROUND STORAGE TANK REMOVAL & ABOVEGROUND STORAGE TANK INSTALLATION
 INLAND FEEDER, ARROWHEAD EAST TUNNEL
 INLAND FEEDER, ARROWHEAD TUNNELS CONSTRUCTION
 INLAND FEEDER, CONTRACT #5, OPAL AVENUE PORTAL / BADLANDS TUNNEL

**TABLE 3
CONVEYANCE, DISTRIBUTION, AND STORAGE SYSTEM BENEFITS**

Description

Conveyance and Aqueduct Facilities

INLAND FEEDER, CONTRACT #7, RIVERSIDE NORTH PIPELINE CONSTRUCTION
 INLAND FEEDER, PROGRAM MANAGEMENT
 INLAND FEEDER/SBMWD HIGHLAND INTERTIE BYPASS LINE REHAB
 INSULATION JOINT TEST STATIONS
 INTAKE POWER AND COMMUNICATIONS LINE RELOCATION
 INTAKE PPLANT - POWER & COMMUNICATION LINE REPLACEMENT
 INTAKE PUMPING PLANT - COOLING AND REJECT WATER DISCHARGE TO LAKE HAVASU
 INTAKE PUMPING PLANT AUTOMATION PROGRAMMING
 INTAKE PUMPING PLANT INSTRUMENTATION REPLACEMENT
 INTAKE PUMPING PLANT INSTRUMENTATION REPLACEMENT & AUTOMATION
 INTAKE PUMPING PLANT INSTRUMENTATION REPLACEMENT & AUTOMATION (4 PLANTS)
 INTAKE PUMPING PLANT POWER & COMMUNICATION LINE REPLACEMENT
 INTAKE PUMPING PLANT SCADA SYSTEM
 INTAKE PUMPING PLANT STANDBY GENERATOR REPLACEMENT
 IRON MOUNTAIN GENERATOR REPLACEMENT
 IRON MOUNTAIN PUMPING PLANT
 IRON MOUNTAIN PUMPING PLANT DELIVERY LINE NO. 1 RELINING
 IRON MOUNTAIN PUMPING PLANT HOUSING REPLACEMENT
 IRON MOUNTAIN PUMPING PLANT SCADA SYSTEM
 IRON MOUNTAIN SERVICE PIT REHABILITATION
 JULIAN HINDS PUMPING PLANT DELIVERY PIPE EXPANSION JOINT PHASE 2 REPAIRS
 JULIAN HINDS PUMPING PLANT DELIVERY PIPE EXPANSION JOINT PHASE 1 REPAIR
 LAKE MATHEWS FOREBAY & HEADWORK FACILITY & EQUIPMENT
 LAKE MATHEWS FOREBAY WALKWAY REPAIRS
 LAKE MATHEWS ICS
 LAKE MATHEWS INTERIM CHLORINATION SYSTEM
 LAKE SKINNER - OUTLET CONDUIT FLOWMETER INSTALLATION
 LAKE SKINNER BYPASS PIPELINE NO. 2 CATHODIC PROTECTION
 LAKE SKINNER OUTLET CONDUIT
 LAKEVIEW PIPELINE LEAK REPAIR AT STA. 2510+49
 LAVERNE FACILITIES - EMERGENCY GENERATOR
 LAVERNE FACILITIES - MATERIAL TESTING
 LOWER FEEDER EROSION PROTECTION
 MAGAZINE CANYON - VALVE REPLACEMENT FOR SAN FERNADO TUNNEL (STATION 778+80)
 MAGAZINE CANYON OIL & WATER SEPARATOR
 MAGAZINE CANYON OIL/WATER SEPARATOR
 MAPES LAND ACQUISITION
 MENTONE PPLN, RUSD, DEFENSE OF CLAIM
 MILE 12 FLOW AND CHLORINE MONITORING STATION UPGRADES
 MILE 12 POWER LINE & FLOW MONITORING EQUIPMENT STUDY
 MILLS PLANT SUPPLY PUMP STATION STUDY
 MINOR CAP FY 2011/12
 MOTOR BREAKER FAULTY (5 PPLANTS)
 NEWHALL TUNNEL - REPAIR STEEL LINER
 NEWHALL TUNNEL - UPGRADE LINER SYSTEM
 NITROGEN STORAGE STUDY AT DVL, INLAND FEEDER PC-1, AND LAKE MATHEWS
 OC 44 SERVICE CONNECTIONS & EOC#2 METER ACCESS ROAD REPAIR
 OC 88 PUMP PLANT FIRE PROTECTION STUDY
 OC-71 SERVICE CONNECTION REPAIRS
 OLINDA PCS FACILITY REHABILITATION AND UPGRADE
 OLINDA PRESSURE CONTROL STRUCTURE FACILITY REHABILITATION AND UPGRADE
 ORANGE COUNTY 44 SERVICE CONNECTIONS & EOC#2 METER ACCESS ROAD REPAIR
 ORANGE COUNTY 88 PUMP PLANT FIRE PROTECTION STUDY
 OWNER CONTROLLED INSURANCE PROGRAM
 PALO VERDE VALLEY LAND PURCHASE - 16,000 ACRES
 PALOS VERDES FEEDER REHABILITATION OF DOMINGUEZ CHANNEL
 PALOS VERDES RESERVOIR SPILLWAY MODIFICATION
 PROJECT MANAGEMENT SUPPORT
 PUDDINGSTONE RADIAL GATE REHABILITATION
 PURCHASE OF LAND AND RIGHT OF WAY
 QUAGGA MUSSEL STUDY
 R&R FOR CRA
 REPAIR UPPER FEEDER LEAKING EXPANSION JOINT
 REPAIRS TO TUNNELS
 RIALTO FEEDER REPAIR @ STA. 3662+23
 RIALTO FEEDER REPAIR OF ANOMALOUS PIPE SECTION
 RIVERSIDE BADLANDS TUNNEL CONSTRUCTION
 RIVERSIDE BRANCH - ALESSANDRO BLVD. LEFT LAND TURN LANE
 RIVERSIDE BRANCH - CONSTRUCTION OF CONTROL PANEL DISPLAY WALL
 RIVERSIDE NORTH PIPELINE DESIGN & CONSTRUCTION
 RIVERSIDE SOUTH PIPELINE CONSTRUCTION
 SAN DIEGO PIPELINE REPAIR AT STATION 1268+57
 SAN FERNADO TUNNEL STATION 778+80 VALVE REPLACEMENT
 SAN GABRIEL TOWER SEISMIC ASSESSMENT
 SAN GABRIEL TOWER SLIDE GATE REHABILITATION
 SAN JACINTO TUNNEL EAST ADIT REHABILITATION
 SAN JACINTO TUNNEL, WEST PORTAL
 SAN JOAQUIN RESERVOIR - NEW DESIGN
 SAN JOAQUIN RESERVOIR IMPROVEMENT- FLOATING COVER
 SAN JOAQUIN RESERVOIR IMPROVEMENTS
 SAN JOAQUIN RESERVOIR IMPROVEMENTS STUDY
 SAND TRAP CLEANING EQUIPMENT AND TRAVELING CRANE STUDY
 SANTA ANA RIVER BRIGDE SEISMIC RETROFIT
 SANTIAGO TOWER ACCESS ROAD UPGRADE
 SANTIAGO TOWER PATROL ROAD REPAIR
 SD5 REPAIR
 SECOND LOWER FEEDER CARBON FIBER REPAIRS
 SECOND LOWER FEEDER STRAY CURRENT MITIGATION SYSTEMS REFURBISHMENT
 SECURITY FENCING AT OC-88 PUMPING PLANT
 SEISMIC EVALUATION OF CRA STRUCTURES
 SEISMIC PROGRAM
 SEISMIC UPGRADE OF 11 FACILITIES OF THE CONVEYANCE & DISTRIBUTION SYSTEM
 SEPULVEDA FEEDER CORROSION INTERFERENCE MITIGATION
 SEPULVEDA FEEDER REPAIR AT STATION 1099
 SEPULVEDA FEEDER STRAY CURRENT MITIGATION SYSTEM REFURBISHMENT
 SERVICE CONNECTION & EOC #2 METER ACCESS ROAD UPGRADE & BETTERMENT
 SERVICE CONNECTION DWCV-2T VALVES REPLACEMENT AND STRUCTURE CONSTRUCTION

**TABLE 3
CONVEYANCE, DISTRIBUTION, AND STORAGE SYSTEM BENEFITS**

Description

Conveyance and Aqueduct Facilities

SKINNER BR - IMPROVE CABAZON RADIAL GATE FACILITY
 SKINNER FILTRATION PLANT HELIPAD UPGRADE
 SUCTION & DISCHARGE LINES EXPANSION JOINT STUDY
 SWITCHYARDS AND HEAD GATES REHAB
 TEMESCAL HYDRO-ELECTRIC PLANT ACCESS ROAD UPGRADE
 TEMESCAL POWER PLANT ACCESS ROAD PAVING
 TRANSFORMER OIL & CHEMICAL UNLOADING PAD CONTAINMENT
 TRANSFORMER OIL AND SODIUM HYPOCHLORITE CONTAINMENT PROJECT
 U.S. BUREAU OF LAND MANAGEMENT LAND ACQUISITION
 UPPER FEEDER CATHODIC PROTECTION SYSTEM
 UPPER FEEDER GATES REHABILITATION PROJECTS
 UPPER FEEDER LEAKING EXPANSION JOINT REPAIR
 UPPER FEEDER SCHEDULES 2S
 VALLEY BRANCH - PIPELINE CORROSION TEST STATION
 WEST VALLEY FEEDER #2 CATHODIC PROTECTION SYSTEM REHABILITATION
 WEYMOUTH WATER TREATMENT PLANT - NORTH PERIMETER WALL
 WHITE WATER SIPHON PROTECTION
 WHITEWATER SIPHON PROTECTION STRUCTURE
 WHITEWATER SIPHONS EROSION PROTECTION

Sub-total Conveyance and Aqueduct facilities benefits **\$ 100,152,182**

**TABLE 3
CONVEYANCE, DISTRIBUTION, AND STORAGE SYSTEM BENEFITS**

Description

Distribution Facilities

104568 - SITE 3 SECOND LOWER FEEDER URGENT REPAIRS - FINAL DESIGN
 42" CONICAL PLUG VALVE REPLACEMENT
 ACCUSONIC FLOW METER UPGRADE
 ACCUSTIC FIBER OPTIC MONITORING OF PCCP LINES
 ALAMEDA CORRIDOR PIPELINE
 ALL FACILITIES - WATER DISCHARGE ELIMINATION
 ALL FACILITIES INSPECTION AND REPLACEMENT OF CRITICAL VACUUM VALVES
 ALL FACILITIES, INSPECTION AND REPLACEMENT OF CRITICAL VACUUM VALVES
 ALL FEEDERS - MANHOLE LOCKING DEVICE RETROFIT
 ALL PUMPING PLANTS - INSTALL HYPOCHLORINATION STATIONS
 ALLEN MCCOLLOCH PIPELINE 2010 REFURBISHMENT
 ALLEN MCCOLLOCH PIPELINE CATHODIC PROTECTION
 ALLEN MCCOLLOCH PIPELINE INTERCONNECTIONS
 ALLEN MCCOLLOCH PIPELINE LOCAL CONTROL MODIFICATIONS
 ALLEN MCCOLLOCH PIPELINE REPAIR
 ALLEN MCCOLLOCH PIPELINE REPAIR - CARBON FIBER LINING REPAIR
 ALLEN MCCOLLOCH PIPELINE REPAIR - SERVICE CONNECTIONS UPGRADES
 ALLEN MCCOLLOCH PIPELINE REPAIR - STATION 276+63
 ALLEN MCCOLLOCH PIPELINE REPAIR - SURGE SUPPRESSION SYSTEM AT OC88A
 ALLEN MCCOLLOCH PIPELINE REPAIR - VALVE ACTUATOR REPLACEMENTS
 ALLEN MCCOLLOCH PIPELINE REPAIR SERVICE CONNECTIONS SIMPLIFICATION
 ALLEN MCCOLLOCH PIPELINE STRUCTURE - ROOF SLAB REPAIRS
 ALLEN MCCOLLOCH PIPELINE VALVE VAULT REPAIRS
 ALLEN-MCCOLLOCH CORROSION/INTERFERENCE MITIGATION, STATION 719+34 TO 1178+02
 ALLEN-MCCOLLOCH PIPELINE
 ALLEN-MCCOLLOCH PIPELINE PCCP REHABILITATION
 ALLEN-MCCOLLOCH PIPELINE REFURBISHMENT - STAGE 2
 ALLEN-MCCOLLOCH PIPELINE VALVE AND SERVICE CONNECTION VAULT REPAIRS
 AMP -SERVICE CONNECTIONS UPGRADES
 AMP -VALVE ACTUATOR REPLACEMENTS
 AMP COMPLETION RESOLUTION RIGHT OF WAY ISSUES
 AMR - RTU UPGRADE - PHASE 2
 ANODE WELL REPLACEMENT FOR ORANGE COUNTY AND RIALTO FEEDERS
 ARROW HIGHWAY PROPERTY DEVELOPMENT
 ASPHALT REPAIRS TO PERIMETER OF SEPULVEDA PCS
 ASSESS THE CONDITION OF METROPOLITAN'S PRESTRESSED CONCRETE CYLINDER PIPE
 ASSESS THE CONDITIONS OF MET'S
 ASSESSMENT OF PRESTRESSED CONCRETE CYLINDER PIPELINES - PHASE 3
 AULD VALLEY CONTROL STRUCTURE AREA FACILITIES
 AUTOMATED RESERVOIR WATER QUALITY MONITORING
 AUTOMATIC METER READING SYSTEM - RTU UPGRADE PHASE 2
 AUTOMATIC METER READING SYSTEM UPGRADE
 AUTOMATION COMMUNICATION UPGRADE
 AUTOMATION DOCUMENTATION SURVEY F/A
 BAR 97- ENHANCED AREA VEHICLE TESTING
 BATTERY MONITORING SYSTEM FOR AUTOMATIC METER READING SYSTEM
 BIXBY VALVE REPLACEMENT
 BLACK METAL MOUNTAIN ELECTRICAL TRANSFORMER
 BOX SPRINGS FEEDER BROKEN BACK REPAIR
 BOX SPRINGS FEEDER BROKEN BACK REPAIR PHASE I
 BOX SPRINGS FEEDER PHASE 3 AND 4 ENVIRONMENTAL MONITORING
 BOX SPRINGS FEEDER REPAIR - PHASE II
 BOX SPRINGS FEEDER REPAIRS PHASE 3 AND PHASE 4
 BUDGET ADJUSTMENT
 C&D CRANE INSTALLATION AT OC-88 PUMPING PLANT
 CAJALCO CREEK DAM MANHOLE COVER RETROFIT
 CAJALCO CREEK DETENTION DAM SPILLWAY ACCESS ROAD
 CALABASAS FEEDER CARBON FIBER /BROKEN BACK REPAIR
 CALABASAS FEEDER INTERFERENCE MITIGATION
 CALABASAS FEEDER PCCP REHABILITATION
 CALABASAS FEEDER REPAIR, STUDY
 CAPITAL PROGRAM FOR PROJECTS COSTING LESS THAN \$250,000 FOR FY 2010/11
 CAPITAL PROJECTS COSTING LESS THAN \$250,000 FOR FY2008-09
 CASA LOMA AND SAN DIEGO CANAL LINING STUDY - PART 2
 CASA LOMA SIPHON BARREL 1 & 2 DVL AND SD CANAL FLOW METER REPLACEMENT
 CATHODIC PROTECTION FOR THE FOOTHILL FEEDER
 CATHODIC PROTECTION SYSTEM UPGRADES
 CCP-PHASE 2 CONSTRUCTION
 CDSRP - DISCHARGE ELIMINATION
 CDSRP - ENTRAINED AIR IN UPPER FEEDER PIPELINE STUDY
 CDSRP - SEPULVEDA FEEDER REPAIRS
 CDSRP - SEPULVEDA TANKS RECOATING
 CENTRAL POOL AUGMENTATION - TUNNEL AND PIPELINE & RIGHT-OF-WAY ACQUISITION
 CENTRAL POOL AUGMENTATION (CPA) PROGRAM - PIPELINE AND TUNNEL ALIGNMENT
 CENTRAL POOL AUGMENTATION AND WATER QUALITY PROJECT (CPAWQP)
 CHEMICAL INVENTORY AND USAGE REWRITE AND ELECTRICAL SYSTEM LOG
 CHEMICAL UNLOADING FACILITY RETROFIT
 CHEVALIER FALCON MILLING MACHINE
 COASTAL JUNCTION REVERSE FLOW BYPASS
 COASTAL PRESSURE CONTROL STRUCTURE ROOF REPLACEMENT
 COLLIS VALVE REPLACEMENT
 COMMUNICATIONS STRUCTURE ALARM MONITORING
 COMPREHENSIVE INFORMATION SECURITY ASSESSMENT PHASE III
 CONSTRUCTION PHASE 2
 CONTRACT & LITIGATION TASKS -CONTRACT # 1396
 CONTROL SYSTEM DATA STORAGE AND REPORTING
 CONTROL SYSTEM DRAWING & DOCUMENTATION UPDATE
 CONTROL SYSTEM ENHANCEMENT PROGRAM (CSEP) - DIGITAL SUBNET STANDARDIZATION
 CONTROL SYSTEMS AUTOMATION COMMUNICATION UPGRADE
 CONTROLS COMMUNICATIONS FRAME RELAY CONVERSION - APPROPRIATED
 CONVERSION OF DEFORMATION SURVEY MONITORING AT GENE WASH, COPPER BASIN, AND DIEMER BASIN 8
 CONVEYANCE AND DISTRIBUTION SYSTEM REHABILITATION PROGRAM (CDSRP) - CURRENT DRAIN STATIONS
 COPPER BASIN ICS
 COPPER BASIN SEWER SYSTEM
 CORONA POWER PLANT REPLACE EMERGENCY GENERATOR
 CORROSION MATERIALS TESTING FACILITY SCADA UPGRADE
 COVINA PRESSURECONTROL FACILITY

**TABLE 3
CONVEYANCE, DISTRIBUTION, AND STORAGE SYSTEM BENEFITS**

Description

Distribution Facilities

COYOTE CREEK NORTHERN PERIMETER LANDSCAPING
 COYOTE PRESSURE CONTROL STRUCTURE ROOF REPLACEMENT
 CPA PIPELINE & TUNNEL ALIGNMENT
 CPA PIPELINE & TUNNEL ALIGNMENT - NON FUNDED PORTION
 CPA PIPELINE & TUNNEL ALIGNMENT - STUDY
 CPA WATER TREATMENT PLANT - NON FUNDED PORTION
 CPA WATER TREATMENT PLANT - RIGHT OF WAY - PHASE 2
 CPA WATER TREATMENT PLANT - STUDY
 CPAWQP - PHASE 2
 CPAWQP - STUDY AND LAND ACQUISITION - CONTINGENCY
 CPAWQP - STUDY AND LAND ACQUISITION - PIPELINE & TUNNEL ALIGNMENT - STUDY
 CPAWQP - STUDY AND LAND ACQUISITION - RIGHT-OF-WAY-ACQUISITION
 CPAWQP - STUDY AND LAND ACQUISITION - WATER TREATMENT PLANT - RIGHT OF WAY - PHASE 2
 CPAWQP - STUDY AND LAND ACQUISITION - WATER TREATMENT PLANT - STUDY
 CRA - PC-1 EFFLUENT OPEN CHANNEL TRASH RACK
 CRA CABAZON & POTRERO SHAFT COVERS
 CRA CONTROL INTEGRATION
 CRA PROTECTIVE SLAB AT STATION 9704+77
 CROSS CONNECTION PREVENTION PROGRAM - PHASE II CONSTRUCTION
 CROSS CONNECTION PREVENTION PROJECT, COMPLETE PRELIMINARY DESIGN AND CEQA DOCUMENTATION
 CSEP - ELECTRONIC SYSTEM LOG (ESL)
 CSEP - ENERGY MANAGEMENT SYSTEM PHASE II
 CSEP - ENHANCED DISTRIBUTION SYSTEM CONTROL PROJECT
 CSEP - IMPLEMENTATION
 CSEP - OPERATIONS & BUSINESS DATA INTEGRATION PILOT
 CSEP - PLANT INFLUENT REDUNDANT FLOW METERING AND SPLITTING
 CSEP - PLC PHASE 2 - LIFE-CYCLE REPLACEMENT
 CSEP - PLC STANDARDIZATION
 CSEP - PLC STANDARDIZATION PHASE II
 CSEP - POWER MANAGEMENT SYSTEM
 CSEP - WATER PLANNING APPLICATION
 CSEP IMPLEMENTATION
 CSEP - SMART OPS (FORMERLY REAL TIME OPERATIONS SIMULATION)
 CURRENT DRAIN STATIONS
 DAM REHABILITATION & SAFETY IMPROVEMENTS ST. JOHN'S CANYON CHANNEL EROSION MITIGATION
 DANBY TOWER FOUNDATION INVESTIGATION AND SHORT TERM MITIGATION
 DEODERA PCS PAVEMENT UPGRADE & BETTERMENT
 DESERT BRANCH - REPLACE STOLEN COPPER GROUND WIRE FOOTINGS/GROUNDING, AND COPPER PIPING
 DESERT BRANCH PUMP PLANT AUXILIARY (STATION SERVICE)
 DESERT BRANCH, PURCHASE & INSTALL 5 PORT VIDEO CONFERENCING
 DESERT FACILITIES DOMESTIC WATER GAC SYSTEM INSTALLATION
 DESERT HIGH VOLTAGE TRANSMISSION TOWERS - REPLACE COPPER GROUND WIRES ON
 DETAIL SEISMIC EVALUATION OF WATER STORAGE TANK
 DFP - ELIMINATE BACKUP GENERATOR TIE-BUS & INSTALL MANUAL TRANSFER SWITCH FOR CHLORINE SCRUBBER
 DIEMER FILTRATION PLANT - SLOPE REPAIR
 DIEMER IRRIGATION RAW WATER CONVERSION TO INDUSTRIAL WATER
 DISCHARGE ELIMINATION
 DIST SYS-AIR RELEASE & VAC VALVE MODS
 DISTRIBUTION SYSTEM - CSCP CONSTRUCTION PACKAGES 9,11,12
 DISTRIBUTION SYSTEM - STANDPIPE STRENGTHENING PROGRAM
 DISTRIBUTION SYSTEM - STATIONARY CORROSION REFERENCE
 DISTRIBUTION SYSTEM - TREATED WATER CROSS CONNECTION PREVENTION PROJECT - FINAL DESIGN & CONSTRUCTION
 DISTRIBUTION SYSTEM ASSESSMENTS/UPGRADES OF LOS ANGELES COUNTY
 DISTRIBUTION SYSTEM ASSESSMENTS/UPGRADES OF RIVERSIDE AND SAN DIEGO COUNTY
 DISTRIBUTION SYSTEM ASSESSMENTS/UPGRADES OF SAN BERNARDINO COUNTY
 DISTRIBUTION SYSTEM CONTROL & EQUIP UPGRADE - ENHANCED DISTRIB. SYSTEM AUTOMATION PHASE I
 DISTRIBUTION SYSTEM EQUIPMENT & INSTRUMENTATION UPGRADES
 DISTRIBUTION SYSTEM INFRASTRUCTURE PROTECTION IMPROVEMENTS FOR ORANGE COUNTY
 DISTRIBUTION SYSTEM REHABILITATION PROGRAM - ASSESS THE STATE OF MWD'S DISTRIBUTION SYSTEM
 DISTRIBUTION SYSTEM REPLACEMENT OF AREA CONTROL SYSTEMS - WILLOWGLEN RTUS ADMINISTRATION
 DISTRIBUTION SYSTEM REPLACEMENT OF AREA CONTROL SYSTEMS (DSRACS)
 DISTRICT WIDE - ENHANCED VAPOR RECOVERY PHASE 2 GASOLINE DISPENSING
 DSRACS - OPERATIONS CONTROL CENTER - CONTRACT #1396
 DSRACS - SKINNER AREA
 DSRACS - SOFTWARE DEVELOPMENT COST
 DSRACS - WEYMOUTH
 DVL & CONTROL SYSTEM REPLACEMENT INVESTIGATION & PREPARATION FOR PRELIMINARY DESIGN
 EAGLE EQUIPMENT WASH AREA UPGRADE
 EAGLE ROCK - ASPHALT REHABILITATION
 EAGLE ROCK - FIRE PROTECTION AT THE WESTERN AREA OF THE EAGLE ROCK CONTROL CENTER PERIMETER GROUNDS
 EAGLE ROCK CONTROL CENTER FIREHYDRANT
 EAGLE ROCK LATERAL INTERCONNECTION REPAIR
 EAGLE ROCK MAIN BUILDING ROOF REPLACEMENT - STUDY
 EAGLE ROCK OCC - REHAB CONTROL ROOM
 EAGLE ROCK OPERATIONS CONTROL CENTER
 EAGLE ROCK RESIDENCE CONVERSION
 EAGLE ROCK TOWER AND PUDDINGSTONE SPILLWAY GATES REHABILITATION
 EAGLE ROCK TOWER SLIDEGATE REHABILITATION
 EAST INFLUENT CHANNEL REPAIR PROJECT
 EAST ORANGE COUNTY FEEDER #2 REPAIR
 EASTERN AND DESERT REGIONS PLUMBING RETROFIT
 EASTERN REGION PCCP JOINT MODIFICATION 2012
 E-DISCOVERY STORAGE MANAGEMENT SYSTEM UPGRADE
 ELECTRIC CURRENT DRAIN STATION INSTALLATIONS
 ELECTROMAGNETIC INSPECTION OF PCCP LINES
 ELECTRONIC SYSTEM LOG (ESL)
 ENERGY MANAGEMENT SYSTEM - PHASE 2
 ENHANCED DISTRIBUTION SYSTEM AUTOMATIC FLOW TRANSFERS SOFTWARE REDEVELOPMENT
 ENHANCED DISTRIBUTION SYSTEM AUTOMATION PHASE I
 ENHANCED DISTRIBUTION SYSTEM AUTOMATION PHASE II
 EQUIPMENT UPGRADE AT THE NORTH PORTAL OF THE HOLLYWOOD TUNNEL
 ETIWANDA / RIALTO PIPELINE INTER-TIE CATHODIC PROTECTION
 ETIWANDA CAVITATION FACILITY INFRASTRUCTURE REHABILITATION
 ETIWANDA CAVITATION TEST FACILITY COMMUNICATION AND CONTROL SYSTEM REPLACEMENT
 ETIWANDA HEP NEEDLE VALVE OPERATORS
 ETIWANDA PIPELINE - LINING REPLACEMENT
 ETIWANDA PIPELINE AND CONTROL FACILITY - RIGHT OF WAY

**TABLE 3
CONVEYANCE, DISTRIBUTION, AND STORAGE SYSTEM BENEFITS**

Description

Distribution Facilities

ETIWANDA PIPELINE AND CONTROL FACILITY - AS BUILTS
 ETIWANDA PIPELINE AND CONTROL FACILITY - CATHODIC PROTECTION
 ETIWANDA PIPELINE AND CONTROL FACILITY - EMERGENCY DISCHARGE CONDUITS
 ETIWANDA PIPELINE AND CONTROL FACILITY - LANDSCAPING AND IRRIGATION
 ETIWANDA PIPELINE AND CONTROL FACILITY - RESIDENCES
 ETIWANDA PIPELINE AND CONTROL FACILITY - RIALTO FEEDER TO UPPER PIPELINE
 ETIWANDA RESERVOIR - EXTEND OUTLET STRUCTURE
 FACILITY AND PROCESS RELIABILITY ASSESSMENT
 FILTER ISOLATION GATE AND BACKWASH CONTROL WEIR COVERS MODULES 1- 6
 FLOWMETER MODIFICATION - LAKE SKINNER INLET, ETIWANDA EFFLUENT & WADSWORTH CROSS CHANNEL
 FOOTHILL & SEPULVEDA FEEDER PCCP CARBON FIBER JOINT REPAIRS
 FOOTHILL FEEDER ADEN AVE. REHABILITATION
 FOOTHILL FEEDER CARBON FIBER REPAIR
 FOOTHILL FEEDER CATHODIC PROTECTION
 FOOTHILL FEEDER PIPELINE REPLACEMENT PROJECT
 FOOTHILL FEEDER POWER PLANT EXPANSION
 FOOTHILL FEEDER REPAIR @ SANTA CLARITA RIVER
 FOOTHILL FEEDER, CARBON FIBER REPAIRS
 FOOTHILL HYDROELECTRIC RUNNER REPLACEMENT
 FOOTHILL PCS - UNINTERRUPTIBLE POWER SOURCE SYSTEMS INSTALLATION
 FOOTHILL PCS FLOOD PUMP INSTALLATION DESIGN DOCUMENTATION
 FOOTHILL PCS INTERNAL VALVE LINERS UPGRADE
 FUTURE SYSTEM RELIABILITY PROGRAM
 GARVEY RESERVOIR - HYPOCHLORITE FEED SYSTEM
 GARVEY RESERVOIR - INSTALL HYPOCHLORINATION STATIONS
 GARVEY RESERVOIR - LOWER ACCESS PAVING ROAD & DRAINS
 GARVEY RESERVOIR HYPOCHLORITE FEED SYSTEM
 GARVEY RESERVOIR SITE DRAINAGE REPAIRS AND MODIFICATIONS
 GENE & IRON POOLS
 GENE AIR CONDITIONING SYSTEM REPLACEMENT
 GENE MESS HALL AIR CONDITIONING UNIT
 GENE SPARE PARTS WAREHOUSE IMPROVEMENTS
 GLENDALE 01 SERVICE CONNECTION REHAB
 GLENDALE-01 SERVICE CONNECION REHABILITATION AND UPGRADE
 GREG AVE PCS FACILITY REHABILITATION
 GREG AVENUE CONTROL STRUCTURE VALVE REPLACEMENT
 GREG AVENUE PCS CONTROL BUILDING INTERIOR REHABILITATION
 HINDS GARAGE ASBESTOS SHEETING REPLACEMENT
 HVAC MODIFICATIONS FOR ELECTRICAL SAFETY AND RELIABILITY
 HYDRAULIC MODELING PROJECT
 HYDROELECTRIC PLANT CARBON DIOXIDE (CO2) FIRE SUPPRESSION SYSTEM MODIFICATIONS
 IAS PROJECTS - CPA
 IAS PROJECTS - DVL-SKINNER
 IAS PROJECTS - MILLS SUPPLY RELIABILITY
 INLAND PCSUST REMOVAL & AST INSTALLATION
 INSTALL MOTION SENSORS IN NEW EXPANSION
 INSTALL TEST LEADS AT FOUR LOCATIONS
 INSULATION JOINT TEST STATIONS
 INTAKE PUMPING PLANT - UNDER FREQUENCY PROTECTION RELAY UPGRADE
 IRON MOUNTAIN - TRANSFORMER OIL TANK RELOCATION
 JENSEN DISTRIBUTION SYSTEM - REPLACEMENT OF AREA CONTROL SYSTEMS - CONTRACT # 1396
 JENSEN FILTRATION PLANT - REPLACE ADMINISTRATION BUILDING AIR CONDITIONING
 JENSEN FILTRATION PLANT - ROAD RECONSTRUCTION
 JENSEN FILTRATION PLANT - SANDBLASTING BOOTH PURCHASE & INSTALLATION
 JENSEN FILTRATION PLANT - TRAVELING BRIDGE RETROFIT MODULE 2 & 3
 LA VERNE FACILITIES - BRIDGEPORT E-2-PATH
 LA VERNE FACILITIES - ENERGY CONSERVATION ECM1 - 10
 LA VERNE FACILITIES - EXPANSION OF THE SANITARY SEWER
 LA VERNE FACILITIES - HAZARDOUS WASTE STORAGE
 LA VERNE FACILITIES - MAIN TRANSFORMERS REPLACEMENT
 LA VERNE FACILITIES - MATERIALS TESTING LABORATORY
 LA VERNE FACILITIES - REPLACEMENT OF FLOCCULATOR STUB SHAFT - BASINS 1 & 2
 LA VERNE MACHINE SHOP - AIR CONDITIONING UNIT REPLACEMENT
 LA VERNE MACHINE SHOP - REPAIR HORIZONTAL BORING MILL
 LA-35 DISCHARGE STRUCTURE REPAIRS
 LAKE MATHEWS - CONSTRUCTION OF BACKUP COMPUTER FACILITIES
 LAKE MATHEWS - DIVERSION TUNNEL WALKWAY REPAIR
 LAKE MATHEWS - FACILITY WIDE EMERGENCY WARNING AND PAGING SYSTEM
 LAKE MATHEWS - FOREBAY MCC ROOF IMPROVEMENT
 LAKE MATHEWS - MAIN DAM TOE SEEPAGE COLLECTION
 LAKE MATHEWS - MULTIPLE SPECIES MANAGER'S OFFICE & RESIDENCE
 LAKE MATHEWS - RENOVATION OF BLDGS. 8 & 15, GENERAL ASSEMBLY & ADMIN. BLDG. OFFICE AREAS
 LAKE MATHEWS - RETROFIT LOWER ENTRANCE GATE SWING ARM
 LAKE MATHEWS FOREBAY MCC ROOF IMPROVEMENT
 LAKE MATHEWS MAIN DAM TOE SEEPAGE COLLECTION
 LAKE MATHEWS RETROFIT LOWER ENTRANCE GATE SWING ARM
 LAKE PERRIS BYPASS PIPELINE EXPLORATION
 LAKE PERRIS EMERGENCY STANDBY GENERATOR AND TRANSFER SWITCH REPLACEMENT
 LAKE SKINNER - AERATOR AIR COMPRESSOR REPLACEMENT
 LAKE SKINNER - OUTLET TOWER VALVE REHABILITATION
 LAKE SKINNER - REPLACEMENT AERATOR RING
 LAKE SKINNER AERATOR AIR COMPRESSOR REPLACEMENT
 LAKE SKINNER DAM ROAD REHAB
 LAKE SKINNER EAST BYPASS SCREENING STRUCTURES
 LAKE SKINNER OUTLET TOWER CHLORINE SYSTEM MODIFICATION
 LAKE SKINNER WEST BYPASS SCREENING STRUCTURE
 LAKE SKINNER WEST BYPASS SCREENING STRUCTURE REHABILITATION
 LAKE VIEW PIPE LINE REPAIRS
 LAKEVIEW PIPELINE - REPLACE VACUUM/AIR RELEASE
 LAKEVIEW PIPELINE CATHODIC PROTECTION SYSTEM
 LOWER FEEDER - CATHODIC PROTECTION
 LOWER FEEDER WR 33 - AREA REPAIR AND REMEDIATION
 MAGAZINE CANYON CANOPY
 MAGAZINE CANYON-ISOLATION GATE JACKING FRAME
 MAPES LAND ACQUISITION
 MICROWAVE COMMUNICATION SITES BUILDING UPGRADE
 MIDDLE CROSS FEEDER CATHODIC PROTECTION

**TABLE 3
CONVEYANCE, DISTRIBUTION, AND STORAGE SYSTEM BENEFITS**

Description

Distribution Facilities

MIDDLE FEEDER - CATHODIC PROTECTION SYSTEMS
MIDDLE FEEDER - NORTH CATHODIC PROTECTION SYSTEM
MIDDLE FEEDER NORTH CATHODIC PROTECTION SYSTEM
MILLS FILTRATION PLANT - INVESTIGATION TO RELOCATE ACCESS ROAD
MINOR CAP 08/09 PLACEHOLDER
MINOR CAP FY 2009/10
MINOR CAP FY 2012/13
MINOR CAP FY 2014/16
MINOR CAPITAL PROJECTS PROGRAM 07/08 - REMAINING FUNDS
MOUNT OLYMPUS TUNNEL COST RIGHT-OF-WAY (ROW)
MWD ROAD GUARDRAIL
NITROGEN STORAGE COMPLIANCE AT DVL, INLAND FEEDER PCS, AND LAKE MATHEWS
NITROGEN STORAGE STUDY
NON PCCP LINES CONDITION INSPECTION AND ASSESSMENT
NORTH PORTAL OF HOLLYWOOD TUNNEL
NORTH REACH CONSTRUCTION / INSPECTION / CM
NORTH REACH CONSTRUCTION/ASBUILT
NORTH REACH ENVIRONMENTAL - CONSTRUCTION
NORTH REACH FINAL DESIGN & ADV/NTP
NORTH REACH POST DESIGN / ASBUILT
NORTH REACH PROGRAM MANAGEMENT - CONSTRUCTION
NORTHERN PIPELINE ENVIRONMENTAL FINAL DESIGN
NORTHERN PIPELINE RIGHT OF WAY FINAL DESIGN
OAK ST. PCS ROOF REPLACEMENT
OAK STREET PRESSURE CONTROL STRUCTURE ROOF REPLACEMENT - CONSTRUCTION
OC 44 SERVICE CONNECTIONS & EOC#2 METER ACCESS ROAD REHAB
OC FEEDER STA 1920+78 BLOWOFF STRUCTURE & RIP-RAP REPAIRS
OC RESERVOIR SODIUM HYPOCHLORITE PUMP AND PIPING REPLACEMENT
OC-71 FLOW CONTROL FACILITY
OC-88 - SECURITY FENCING AT PUMP PLANT
OC-88 EMERGENCY STANDBY GENERATOR UPGRADE STUDY
OC-88 PUMP PLANT AIR COMPRESSOR UPGRADE
OC-88 PUMP STATION FLOW METER UPGRADE
OC-88 PUMPING PLANT SURGE TANKS UPGRADES
OLINDA PCS AND SANTIAGO TOWER EMERGENCY GENERATORS
OLINDA PRESSURE CONTROL STRUCTURE
ON-CALL RESOURCES MANAGEMENT APPLICATION
OPERATIONS CONTROL CENTER AT EAGLE ROCK
OPERATIONS CONTROL CENTER UPS REPLACEMENT
OPERATIONS SCOPING STUDY
ORANGE CO FDR, BLOW-OFF STRUCTURE AND ACCESS ROAD REPAIR
ORANGE COUNTY - 88 PUMP PLANT AIR COMPRESSOR UPGRADE
ORANGE COUNTY - 88 SECURITY FENCING AT PUMP PLANT
ORANGE COUNTY C & D ELECTRICAL IMPROVEMENTS - STUDY
ORANGE COUNTY C&D INSTRUMENTATION PANEL IMPROVEMENTS
ORANGE COUNTY CONVEYANCE AND DISTRIBUTION SERVICE CENTER
ORANGE COUNTY FEEDER CATHODIC PROTECTION
ORANGE COUNTY FEEDER EXTENSION LINING REPAIR
ORANGE COUNTY FEEDER INSPECTION
ORANGE COUNTY FEEDER INTERNAL INSPECTION STUDY
ORANGE COUNTY FEEDER LINING REPAIR
ORANGE COUNTY FEEDER PRESSURE CONTROL STRUCTURES
ORANGE COUNTY FEEDER RELOCATION IN FULLERTON
ORANGE COUNTY FEEDER SCHEDULE 37SC CATHODIC PROTECTION
ORANGE COUNTY FEEDER STA 1920+78 BLOWOFF STRUCTURE & RIP-RAP REPAIRS
ORANGE COUNTY RESERVOIR - INSTALL HYPOCHLORINATION STATIONS
ORANGE COUNTY RESERVOIR - PIEZOMETERS & SEEPAGE MONITORING AUTOMATION
OXIDATION DEMONSTRATION PLANT CONTROL SYSTEM REPLACEMENT
PALOS ALTOS FEEDER - 108TH ST.
PALOS VERDES FEEDER PCS - VALVE REPLACEMENT
PALOS VERDES RESERVOIR - INSTALL HYPOCHLORINATION STATIONS
PC-1 EFFLUENT OPEN CHANNEL TRASH RACK
PC-1 EFFLUENT OPEN CHANNEL TRASH RACK PROJECT
PCCP HYDRAULIC ANALYSES
PERIMETER FENCING AT PLACERITA CREEK
PERMANENT LEAK DETECTION/PIPELINE MONITORING SYSTEM
PERRIS PCS - UNINTERRUPTIBLE POWER SOURCE SYSTEMS INSTALLATION
PERRIS PCS ROOF REHAB
PERRIS PRESSURE CONTROL STRUCTURE ROOF REPLACEMENT
PERRIS PUMPBACK COVER
PERRIS VALLEY PIPELINE - DESIGN-BUILD (EMWD)
PERRIS VALLEY PIPELINE - GENERAL
PERRIS VALLEY PIPELINE - NORTH REACH
PERRIS VALLEY PIPELINE - RESERVED FOR STAGE II DESIGN / BUILD
PERRIS VALLEY PIPELINE - SOUTH REACH
PERRIS VALLEY PIPELINE - STUDY
PERRIS VALLEY PIPELINE - TIE-IN (WMWD)
PERRIS VALLEY PIPELINE - VALVES
PERRIS VALLEY PIPELINE DESIGN-BUILD (EMWD)
PERRIS VALLEY PIPELINE NORTH REACH
PERRIS VALLEY PIPELINE SOUTH REACH
PERRIS VALLEY PIPELINE TIE-IN (WMWD)
PERRIS VALLEY PIPELINE VALVES
PLACENTIA RAILROAD LOWERING PROJECT
PLACERITA CREEK PERIMETER FENCING
PLANT INFLUENT REDUNDANT FLOW METERING AND SPLITTING
PLC REPLACEMENT PHASE II
PRESTRESSED CONCRETE CYLINDER PIPE - PHASE 2
PRESTRESSED CONCRETE CYLINDER PIPE -PHASE 3
PROGRAMATTIC ENVIRONMENTAL DOCUMENTATION OF ORANGE COUNTY
PROGRAMATTIC ENVIRONMENTAL DOCUMENTATION OF SAN BERNARDINO COUNTY
PROGRAMMABLE LOGIC CONTROLLER (PLC) STANDARDIZATION
PUDDINGSTONE SPILLWAY CROSS CONNECTION
PV RESERVOIR HYPOCHLORITE PUMP AND PIPING REPLACEMENT
R&R FOR DISTRIBUTION
RED MOUNTAIN - OCT. 2007 FIRE DAMAGE - COMMUNICATION POWER TOWERS & METER STRUCTURES REPAIR/REPLACE (INCIDENT NO. 2007-1023-0271)
RED MOUNTAIN HEP FLOOD DAMAGE

**TABLE 3
CONVEYANCE, DISTRIBUTION, AND STORAGE SYSTEM BENEFITS**

Description

Distribution Facilities

RED MTN COMM. TOWER & METER STRUCTURE
 REHABILITATION OF THE GREG AVE PCS CONTROL BUILDING INTERIOR
 RELOCATION OF ORANGE COUNTY FEEDER
 RELOCATION OF PORTION OF ORANGE COUNTY FEEDER (MWD'S SHARE)
 REMAINING PORTIONS
 REPAIRS TO THE LA-35 DISCHARGE STRUCTURE
 REPLACE 2 FIRE & DOMESTIC WATER SYSTEM
 REPLACE COMMUNICATION LINE TO THE SAN GABRIEL CONTROL TOWER
 REPLACE COPPER GROUNDWIRES ON DESERT HIGH VOLTAGE TRANSMISSION TOWERS
 REPLACE VALVE POSITION INDICATORS
 REPLACEMENT OF COMMUNICATION LINE AT SAN GABRIEL TOWER
 REPLACEMENT/ RELINE AT-RISK PCCP LINES - STAGE 1
 RIALTO FEEDER BROKEN BACK REPAIR
 RIALTO FEEDER VALVE STRUCTURE
 RIALTO FEEDER, REPAIRS AT SELECT LOCATIONS, STUDY
 RIALTO PIPELINE - CONSTRUCTION PHASE 1
 RIALTO PIPELINE - CONSTRUCTION PHASE 2
 RIALTO PIPELINE IMPROVEMENTS
 RIALTO PIPELINE IMPROVEMENTS - CONSTRUCTION
 RIALTO PIPELINE IMPROVEMENTS - CONSTRUCTION PHASE III
 RIALTO PIPELINE IMPROVEMENTS - DESIGN PHASE 2
 RIALTO PIPELINE IMPROVEMENTS - DESIGN PHASE 3
 RIALTO PIPELINE IMPROVEMENTS - FINAL DESIGN
 RIALTO PIPELINE IMPROVEMENTS - VALVE PROCUREMENT
 RIALTO PIPELINE IMPROVEMENTS PHASE 1 FINAL DESIGN
 RIALTO PIPELINE PCCP REHABILITATION
 RIALTO PIPELINE REPAIR @ STA 3196+44
 RIALTO PIPELINE REPAIR AT THOMPSON CREEK
 RIALTO PIPELINE REPAIRS AT STATION 3198+44
 RIALTO PIPELINE VALVE PROCUREMENT
 ROBERT B. DIEMER FILTRATION PLANT - LAND ACQUISITION
 ROOF REPLACEMENT AT SOTO ST. FACILITY
 SAN DIEGO #3 BLOWOFF TO PUMPWELL CONVERSION
 SAN DIEGO CANAL - EAST & WEST BYPASS SCREENING STRUCTURES STUDY
 SAN DIEGO CANAL - ELECTRICAL VAULT & CONDUCTOR REPLACEMENT
 SAN DIEGO CANAL - FENCING
 SAN DIEGO CANAL - INSTALL ACOUSTIC FLOW METER
 SAN DIEGO CANAL - PIEZOMETER
 SAN DIEGO CANAL - REPLACE SODIUM BISULFATE TANK
 SAN DIEGO CANAL - SEEPAGE STUDY
 SAN DIEGO CANAL BISULFITE TANK REPLACEMENT
 SAN DIEGO CANAL LINER REPAIR
 SAN DIEGO CANAL RADIAL GATE REHAB
 SAN DIEGO CANAL SEEPAGE STUDY
 SAN DIEGO CANAL WEST BYPASS TRASH RACK
 SAN DIEGO PIPELINE #4 VALVE REPLACEMENT
 SAN DIEGO PIPELINE 1 BLOW-OFF VALVE REPLACEMENT
 SAN DIEGO PIPELINE 3 & 5 REMOTE CONTROL OF BYPASS
 SAN DIEGO PIPELINE 4 AND AULD VALLEY PIPELINE CARBON FIBER REPAIRS
 SAN DIEGO PIPELINE 5 & LAKE SKINNER OUTLET REPAIR
 SAN DIEGO PIPELINE 6 - PRESSURE CONTROL STRUCTURE/HYDROELECTRIC PLANT - FEASIBILITY STUDY
 SAN DIEGO PIPELINE 6 NORTH REACH, ENVIRONMENTAL MONITORING DURING CONSTRUCTION
 SAN DIEGO PIPELINE NO. 3 BYPASS
 SAN DIEGO PIPELINE NO. 6 - RIVERSIDE BRANCH - ETIWANDA FACILITY/DROP INLET STRUCTURE
 SAN DIEGO PIPELINE NO. 6 - RIVERSIDE BRANCH - PLEASANT PEAK, COMMUNICATIONS
 SAN DIEGO PIPELINE NO. 6 - RIVERSIDE TUNNEL CONSTRUCTION - AS BUILT
 SAN DIEGO PIPELINE NO. 6 - RIVERSIDE TUNNEL COST OF RIGHT OF WAY (OPTIONAL PORTAL SITE)
 SAN DIEGO PIPELINE NO. 6 - RIVERSIDE TUNNEL ENVIRONMENTAL CONSTRUCTION
 SAN DIEGO PIPELINE NO. 6 - RIVERSIDE TUNNEL ENVIRONMENTAL PRELIMINARY DESIGN
 SAN DIEGO PIPELINE NO. 6 - RIVERSIDE TUNNEL PRELIMINARY DESIGN
 SAN DIEGO PIPELINE NO. 6 - RIVERSIDE TUNNEL PROGRAM MANAGEMENT
 SAN DIEGO PIPELINE NO. 6 - RIVERSIDE TUNNEL RIGHT OF WAY PRELIMINARY DESIGN
 SAN DIEGO PIPELINE NO. 6 - CONTRACT NO.1 SAN DIEGO CANAL TO MOUNT OLYMPUS
 SAN DIEGO PIPELINE NO. 6 - CONTRACT NO.2 MOUNT OLYMPUS TUNNEL & PORTALS
 SAN DIEGO PIPELINE NO. 6 - NORTH REACH CONSTRUCTION - AS BUILT
 SAN DIEGO PIPELINE NO. 6 - NORTH REACH ENVIRONMENTAL - CONSTRUCTION
 SAN DIEGO PIPELINE NO. 6 - NORTH REACH ENVIRONMENTAL PRELIMINARY DESIGN
 SAN DIEGO PIPELINE NO. 6 - NORTH REACH FINAL DESIGN & ADV/NTP
 SAN DIEGO PIPELINE NO. 6 - NORTH REACH POST DESIGN
 SAN DIEGO PIPELINE NO. 6 - NORTH REACH PRELIMINARY DESIGN
 SAN DIEGO PIPELINE NO. 6 - NORTH REACH PROGRAM MANAGEMENT - CONSTRUCTION
 SAN DIEGO PIPELINE NO. 6 - NORTH REACH PROGRAM MANAGEMENT - DESIGN
 SAN DIEGO PIPELINE NO. 6 - NORTH REACH RIGHT OF WAY FINAL DESIGN
 SAN DIEGO PIPELINE NO. 6 - NORTH REACH RIGHT OF WAY PRELIMINARY DESIGN
 SAN DIEGO PIPELINE NO. 6 - NORTHERN PIPELINE COST OF RIGHT OF WAY
 SAN DIEGO PIPELINE NO. 6 - NORTHERN REACH ENVIRONMENTAL FINAL DESIGN
 SAN DIEGO PIPELINE NO. 6 - OPERATIONS SCOPING STUDY
 SAN DIEGO PIPELINE NO. 6 - PIPELINE/TUNNEL STUDY - DESIGN
 SAN DIEGO PIPELINE NO. 6 - PIPELINE/TUNNEL STUDY - ENVIRONMENTAL
 SAN DIEGO PIPELINE NO. 6 - PIPELINE/TUNNEL STUDY - PROJECT MANAGEMENT
 SAN DIEGO PIPELINE NO. 6 - PIPELINE/TUNNEL STUDY - RIGHT OF WAY
 SAN DIEGO PIPELINE NO. 6 - PROJECT MANAGEMENT
 SAN DIEGO PIPELINE NO. 6 - RIGHT OF WAY
 SAN DIEGO PIPELINE NO. 6 - SOUTH REACH - PROGRAM MANAGEMENT
 SAN DIEGO PIPELINE NO. 6 - SOUTH REACH / TUNNEL STUDY
 SAN DIEGO PIPELINE NO. 6 - SOUTH REACH CONSTRUCTION / AS BUILT
 SAN DIEGO PIPELINE NO. 6 - SOUTH REACH COST OF RIGHT OF WAY
 SAN DIEGO PIPELINE NO. 6 - SOUTH REACH ENVIRONMENTAL - CONSTRUCTION
 SAN DIEGO PIPELINE NO. 6 - SOUTH REACH ENVIRONMENTAL FINAL DESIGN
 SAN DIEGO PIPELINE NO. 6 - SOUTH REACH ENVIRONMENTAL PRELIMINARY DESIGN
 SAN DIEGO PIPELINE NO. 6 - SOUTH REACH FINAL DESIGN/ADV
 SAN DIEGO PIPELINE NO. 6 - SOUTH REACH PRELIMINARY DESIGN
 SAN DIEGO PIPELINE NO. 6 - SOUTH REACH RIGHT OF WAY FINAL DESIGN
 SAN DIEGO PIPELINE NO. 6 - SOUTH REACH RIGHT OF WAY PRELIMINARY DESIGN
 SAN DIEGO PIPELINE NO. 6 - SOUTH REACH TUNNEL ALIGNMENT ANALYSIS
 SAN DIEGO PIPELINE NO. 6 AREA STUDY
 SAN DIEGO PIPELINE NO. 6 ENVIRONMENTAL MITIGATION

**TABLE 3
CONVEYANCE, DISTRIBUTION, AND STORAGE SYSTEM BENEFITS**

Description

Distribution Facilities

SAN DIEGO PIPELINE NO.4 & AULD VALLEY PIPELINE CARBON FIBER REPAIR STUDY
 SAN DIEGO PIPELINE NOS. 1AND 3 - VALVE REPLACEMENT
 SAN DIMAS CONTROL STRUCTURE 500 GALLONS DIESEL TANK REPLACEMENT
 SAN DIMAS HEP BATTERY BANK AND GENERATOR BREAKER
 SAN DIMAS PCS - UNINTERRUPTIBLE POWER SOURCE SYSTEMS INSTALLATION
 SAN FRANCISQUITO PIPELINE BLOW OFF STRUCTURE, STA 287+70, ACCESS ROAD CONSTRUCTION
 SAN GABRIEL TOWER SEISMIC UPGRADE
 SAN GABRIEL TOWER SLIDE GATE REHABILITATION
 SAN JACINTO #1 AND #2 CASA LOMA FAULT CROSSING STRUCTURE UPGRADE
 SAN JOAQUIN RELIEF STRUCTURE FOR EASTERN ORANGE COUNTY FEEDER #2
 SAN JOAQUIN RELIEF STRUCTURE FOR EASTR OC FDR #2
 SAN JOAQUIN RESERVOIR, INSTALL BULKHEAD
 SANTA ANA RIVER BRIDGE SEISMIC RETROFIT
 SANTA ANA RIVER BRIDGE SEISMIC UPGRADE
 SANTA MONICA FEEDER RELOCATION
 SANTA MONICA FEEDER STATION 495+10 REHABILITATION
 SANTIAGO CONTROL TOWER CATHODIC PROTECTION
 SANTIAGO LATERAL REPLACE MOTOR - OPERATED VALVE
 SANTIAGO LATERAL SECTIONALIZATION VALVE REPLACEMENT
 SANTIAGO LATERAL STA 216+40 BUTTERFLY VALVE REPLACEMENT
 SANTIAGO PRESSURE CONTROL STRUCTURE
 SANTIAGO TOWER ACCESS ROAD IMPROVEMENT
 SCADA COMMUNICATIONS MPLS UPGRADE - AT&T REGION (MINOR CAP)
 SCADA COMMUNICATIONS MPLS UPGRADE - VERIZON REGION (MINOR CAP)
 SCADA SYSTEM HARDWARE UPGRADE
 SCADA SYSTEM NT SOFTWARE UPGRADE
 SCADA SYSTEM SUPPORT PROGRAMS
 SD AND CASA LOMA CANALS LINING
 SD CANAL EAST & WEST BYPASS SCREENING STRUCTURES STUDY
 SD CANAL REPLACE SODIUM BISULFITE TANK
 SD PIPELINE 3 CULVERT ROAD REHAB
 SD PIPELINE 3,4, AND 5 PROTECTIVE COVER
 SD PIPELINE 4 EXPLORATORY EXCAVATION
 SD PIPELINE 5 EXPLORATORY EXCAVATION
 SD PIPELINES 3 AND 5 REMOTE CONTROL BYPASS STRUCTURE GATES AND ISOLATION VALVES
 SECOND LOWER & SEPULVEDA FEEDERS SCI DRAIN STATIONS
 SECOND LOWER CROSS FEEDER - VALVE PROCUREMENT
 SECOND LOWER CROSS FEEDER CONSTRUCTION
 SECOND LOWER CROSS FEEDER FINAL DESIGN
 SECOND LOWER FEEDER - INSTALL LINER
 SECOND LOWER FEEDER CATHODIC PROTECTION SYSTEM
 SECOND LOWER FEEDER CURRENT MITIGATION REFURBISHMENT
 SECOND LOWER FEEDER PCCP REHABILITATION
 SECOND LOWER FEEDER PCCP REPAIRS
 SECOND LOWER FEEDER RELIABILITY AT 3 LOCATIONS - SEISMIC STUDY
 SEISMIC UPGRADE OF 11 FACILITIES ON THE ALLEN MCCOLLOCH PIPELINE
 SELECTED PRESSURE REPLACE VALVE POSITION INDICATORS
 SEPULVEDA CANYON CONTROL FACILITY WATER STORAGE TANKS SEISMIC UPGRADE
 SEPULVEDA CANYON POWER PLANT TAIL RACE COATINGS
 SEPULVEDA CANYON TANKS EXTERIOR AND INTERIOR RECOATING
 SEPULVEDA FEEDER - CARBON FIBER LINER REPAIRS
 SEPULVEDA FEEDER CATHODIC PROTECTION SYSTEM
 SEPULVEDA FEEDER CORROSION/INTERFERENCE MITIGATION, STATION 950+00 TO 1170+00
 SEPULVEDA FEEDER HEP AUTO PILOT
 SEPULVEDA FEEDER REPAIRS AT 3 SITES
 SEPULVEDA FEEDER SOUTH CATHODIC PROTECTION SYSTEM
 SEPULVEDA FEEDER STATION 2002+02 TO 2273+28 STRAY CURRENT INTERFERENCE MITIGATION
 SEPULVEDA FEEDER STRAY CURRENT MITIGATION REFURBISHMENT
 SEPULVEDA PCS - PERIMETER ASPHALT REPAIRS
 SEPULVEDA PIPELINE PCCP REHABILITATION
 SERVICE CONNECTION LV-01 UPGRADES
 SERVICE CONNECTION OC-26 - RELOCATION OF METER CABINET, INSTRUMENT HOUSING & AIR VENT STACK
 SIMULATION AND MODELING APPLICATION FOR REAL TIME OPERATIONS SMART OPS
 SITES 1 & 2 SECOND LOWER FEEDER URGENT REPAIRS - FINAL DESIGN & PIPE FABRICATION
 SKINNER BRANCH - AIR INJECTION MODIFICATIONS TO RED MOUNTAIN POWER PLANT
 SKINNER BRANCH - CASA LOMA CANAL
 SKINNER BRANCH - CASA LOMA SIPHON BARREL ONE
 SKINNER BRANCH - CATWALK FOR TRAVELING MAINTENANCE BRIDGE FOR
 SKINNER BRANCH - FABRICATE & REPLACE THE STEMS, NUTS & KEYS
 SKINNER BRANCH - REPAIR MODULE 1 AND 2 FLOCCULATORS BRIDGES
 SKINNER DAM REMEDIATION
 SKINNER DISTRIBUTION SYSTEM - CONTRACT # 1396
 SKINNER ELECTRICAL BUILDING HVAC UPGRADE
 SKINNER FILTRATION PLANT - ELEVATED SLAB IN SERVICE BLDG 1
 SKINNER HELIPAD REHAB
 SKINNER INSULATING FLANGES AT PLANT 1 BUTTERFLY VALVES
 SKINNER REPLACEMENT FOR WETCELL BATTERY AND INVERTER
 SKINNER SCADA SERVERS RELOCATION
 SMART-OPS (FORMERLY RTOS)
 SOTO STREET FACILITY - BUILDING SEISMIC UPGRADE
 SOTO STREET FACILITY - REPLACE HEATING
 SOTO STREET FACILITY - ROOF REPLACEMENT
 SOUTH COUNTY PIPELINE PROTECTION AT SAN JUAN CREEK CROSSING
 SOUTH REACH / TUNNEL STUDY
 SOUTH REACH CONSTRUCTION/ASBUILT - FUTURE UNAPPROPRIATED
 SOUTH REACH DESIGN - FUTURE/UNAPPROPRIATED
 SOUTH REACH ENVIRONMENTAL - FUTURE/UNAPPROPRIATED
 SOUTH REACH FEASIBILITY STUDY
 SOUTH REACH PROJECT MANAGEMENT - FUTURE/UNAPPROPRIATED
 SOUTH REACH RIGHT OF WAY - FUTURE/UNAPPROPRIATED
 SPECIAL SERVICE BRANCH - REPLACE PLATE BENDING
 ST. JOHN'S CANYON CHANNEL EROSION MITIGATION
 SYSTEM RELIABILITY PROGRAM
 TEMESCAL POWER PLANT REPLACE EMERGENCY GENERATOR
 TREATED WATER CROSS CONNECTION PREVENTION - FINAL DESIGN & CONSTRUCTION
 TREATED WATER CROSS CONNECTION PREVENTION - UNFUNDED WORK
 TWO-WAY RADIO ENHANCEMENT - EMERGENCY SERVICES, FIRE CONTROL, EVACUATION & BLDG. MAINT.

**TABLE 3
CONVEYANCE, DISTRIBUTION, AND STORAGE SYSTEM BENEFITS**

Description

Distribution Facilities

TWO-WAY RADIO ENHANCEMENT FOR EMERGENCY SERVICES, FIRE CONTROL, EVACUATION AND BLDG. MAINTENANCE
 UNDER GROUND STORAGE TANK DISPENSER SPILL CONTAINMENT & REMEDIATION
 UNION STATION TWO-WAY RADIO ENHANCEMENT FOR EMERGENCY SERVICES, FIRE CONTROL, EVACUATION AND BUILDING MAINTENANCE
 UPGRADE CATHODIC PROTECTION RECTIFIERS
 UPGRADE HOLLYWOOD TUNNEL PORTAL SLEEVE VALVE EQUIPMENT
 UPGRADE SUNSET GARAGE
 UPPER FEEDER - SANTA ANA RIVER BRIDGE REPAIRS
 UPPER FEEDER AIR ENTRAINMENT
 UPPER FEEDER GATE REHABILITATION
 UPPER FEEDER JUNCTION STRUCTURE SEISMIC UPGRADE
 UPPER FEEDER SANTA ANA RIVER DISCHARGE PAD
 UPPER FEEDER SERVICE CONNECTIONS UPGRADES
 UPPER NEWPORT BAY BLOW-OFF STRUCTURE REHABILITATION
 UPS SYSTEMS INSTALLATION AT FOOTHILL PCS
 UPS SYSTEMS INSTALLATION AT PERRIS CONTROL STRUCTURE
 UTILITY BUSINESS ARCHITECTURE (OBJECT MAPPING/MODELING)
 VACUUM AIR RELEASE VALVE RELOCATION PILOT PROGRAM
 VALLEY & LOS ANGELES DISTRIBUTION VALVE POSITION DISPLAY UPGRADE
 VALVE PROCUREMENT
 VIDEO CONFERENCE SYSTEM UPGRADE
 VIDEOCONFERENCING UPGRADE
 WADSWORTH PUMPING PLANT - MODIFICATION/REPAIRS OF FIFTY-NINE 6.9KV BREAKERS/CABINETS
 WADSWORTH PUMPING PLANT CONDUIT REPAIR AND PROTECTION
 WADSWORTH PUMPING PLANT FOREBAY GANTRY CRANE UPGRADE
 WADSWORTH PUMPING PLANT RECOATING 144" YARD PIPING
 WADSWORTH PUMPING PLANT STOP LOGS ADDITION - STUDY
 WATER DELIVERY SYSTEM AUTOMATION
 WATER PLANNING APPLICATION
 WATER QUALITY - REMOTE MONITORING
 WATER QUALITY LABORATORY BUILDING EXPANSION
 WATER QUALITY MONITORING AND EVENT DETECTION SYSTEM
 WATER TREATMENT PROCESS OPTIMIZATION
 WEST COAST FEEDER - CATHODIC PROTECTION SYSTEMS
 WEST OC FEEDER VALVE REPLACEMENT
 WEST VALLEY AREA STUDY
 WEST VALLEY FEEDER # 1 STAGE 2 VALVE STRUCTURE MODIFICATIONS - CONSTRUCTION
 WEST VALLEY FEEDER NO. 1 ACCESS ROADS AND STRUCTURES IMPROVEMENTS
 WEST VALLEY FEEDER NO. 1 VALVE STRUCTURE MODIFICATIONS
 WESTERN REGION PLUMBING RETROFIT
 WEYM. PL/TA VERNE FAC-BACKFLO PREV ASSY
 WEYMOUTH - BUILDING NO. 4 - HAND RAIL AND STAIRS ADDITION
 WEYMOUTH - FLAG POLE AREA LANDSCAPE UPGRADE
 WEYMOUTH ASPHALT REHABILITATION
 WEYMOUTH COMPRESSED AIR SYSTEM
 WEYMOUTH DISTRIBUTION SYSTEM - REPLACEMENT OF AREA CONTROL SYSTEMS - CONTRACT #1396
 WFP - ASPHALT REHABILITATION
 WFP - COMPRESSED AIR SYSTEM IMPROVEMENT
 WFP - LAND ACQUISITION
 WFP - PURCHASE OF REAL PROPERTY
 WFP - REPAIR TO BLDG # 1
 WFP - REPLACE ACTUATORS/OPERATORS/ MOTORS FOR EFFLUENT VALVE CONVERSION FILTER BEDS 1-24
 WFP - WASHWATER RECLAMATION (WWRP)
 YORBA LINDA FDR STA 924+11 PORTAL ACCESS
 YORBA LINDA FEEDER - STA 924+11 PORTAL ACCESS
 YORBA LINDA FEEDER BYPASS
 YORBA LINDA PORTAL STRUCTURE ACCESS/TELEGRAPH CREEK BRIDGE

Sub-total Distribution facilities benefits \$ 87,883,290

Sub-total Conveyance and Distribution facilities benefits \$ 188,035,472

TABLE 4

**FISCAL YEAR 2015/16
ESTIMATED READINESS-TO-SERVE CHARGE REVENUE**

Member Agency	Rolling Ten-Year Average Firm Deliveries (Acre-Feet) FY2003/04 - FY2012/13	RTS Share	6 months @ \$158 million per year (7/15-12/15)	Rolling Ten-Year Average Firm Deliveries (Acre-Feet) FY2004/05 - FY2013/14	RTS Share	6 months @ \$153 million per year (1/16-6/16)	Total RTS Charge FY 2015/16
Anaheim	22,572	1.30%	1,028,541	21,646	1.26%	965,812	1,994,353
Beverly Hills	11,524	0.66%	525,122	11,468	0.67%	511,693	1,036,816
Burbank	12,642	0.73%	576,063	12,769	0.74%	569,715	1,145,778
Calleguas MWD	109,981	6.34%	5,011,627	110,216	6.43%	4,917,644	9,929,271
Central Basin MWD	56,302	3.25%	2,565,571	53,106	3.10%	2,369,501	4,935,072
Compton	2,538	0.15%	115,666	2,222	0.13%	99,150	214,816
Eastern MWD	97,935	5.65%	4,462,727	98,854	5.77%	4,410,675	8,873,402
Foothill MWD	10,373	0.60%	472,673	9,999	0.58%	446,114	918,787
Fullerton	10,147	0.59%	462,366	9,902	0.58%	441,799	904,165
Glendale	20,503	1.18%	934,283	20,157	1.18%	899,367	1,833,650
Inland Empire Utilities Agency	60,010	3.46%	2,734,520	60,390	3.52%	2,694,504	5,429,023
Las Virgenes MWD	22,797	1.31%	1,038,803	22,702	1.32%	1,012,933	2,051,736
Long Beach	34,315	1.98%	1,563,661	33,643	1.96%	1,501,086	3,064,747
Los Angeles	289,350	16.69%	13,185,152	297,705	17.36%	13,283,020	26,468,172
Municipal Water District of Orange County	222,281	12.82%	10,122,406	220,916	12.88%	9,856,838	19,979,244
Pasadena	21,669	1.25%	987,397	21,506	1.25%	959,574	1,946,971
San Diego County Water Authority	393,731	22.71%	17,941,593	377,077	21.99%	16,824,451	34,766,044
San Fernando	138	0.01%	6,279	122	0.01%	5,457	11,736
San Marino	1,002	0.06%	45,650	1,000	0.06%	44,614	90,264
Santa Ana	13,509	0.78%	615,575	13,091	0.76%	584,077	1,199,653
Santa Monica	11,001	0.63%	501,277	10,146	0.59%	452,704	953,981
Three Valleys MWD	68,167	3.93%	3,106,237	66,509	3.88%	2,967,508	6,073,745
Torrance	18,845	1.09%	858,727	18,514	1.08%	826,068	1,684,795
Upper San Gabriel Valley MWD	17,081	0.99%	778,358	18,292	1.07%	816,140	1,594,499
West Basin MWD	131,114	7.56%	5,974,636	128,160	7.47%	5,718,230	11,692,866
Western MWD	74,144	4.28%	3,378,584	74,439	4.34%	3,321,325	6,699,909
MWD Total	1,733,668	100.00%	\$ 79,000,000	1,714,552	100.00%	\$ 76,500,000	\$ 155,500,000

Totals may not foot due to rounding

TABLE 5
FISCAL YEAR 2015/16
ESTIMATED STANDBY CHARGE REVENUE

Member Agencies	Total Parcel Charge	Number Of Parcels Or Acres	Gross Revenues (Dollars) ¹
Anaheim	\$ 8.55	69,079	\$ 590,628
Beverly Hills	-	-	-
Burbank	14.20	29,054	412,569
Calleguas MWD	9.58	258,830	2,479,594
Central Basin MWD	10.44	339,959	3,549,173
Compton	8.92	18,088	161,342
Eastern MWD	6.94	405,211	2,812,166
Foothill MWD	10.28	30,351	312,008
Fullerton	10.71	34,620	370,785
Glendale	12.23	44,939	549,604
Inland Empire Utilities Agency	7.59	253,949	1,927,473
Las Virgenes MWD	8.03	56,333	452,354
Long Beach	12.16	92,020	1,118,958
Los Angeles	-	-	-
Municipal Water District of Orange County ²	10.09	717,591	7,371,272
Pasadena	11.73	38,953	456,919
San Diego County Water Authority	11.51	1,101,362	12,676,673
San Fernando	7.87	5,116	40,264
San Marino	8.24	4,969	40,942
Santa Ana	7.88	54,207	427,149
Santa Monica	-	-	-
Three Valleys MWD	12.21	151,779	1,853,220
Torrance	12.23	40,606	496,608
Upper San Gabriel Valley MWD	9.27	211,945	1,964,734
West Basin MWD	-	-	-
Western MWD	9.23	385,008	3,553,628
MWD Total		4,343,969	\$ 43,618,063

(1) Estimates per FY2014/15 applied amounts

(2) Adjusted for inclusion of Coastal MWD

Note: Totals may not foot due to rounding.

TABLE 6
PARCELS SUBJECT TO ANNEXATION STANDBY CHARGES
AS OF JULY 1, 2014

Annexation	Parcel Number	Acres	Proposed Standby Charge (FY 2014/15)
Eastern MWD			
65th Fringe (Murrieta)	910-410-009	6.08	42.20
Western MWD			
43rd Fringe	275-020-005	49.71	458.82
41st Fringe (Murrieta)	906-060-087	2.83	26.12
	909-080-076	0.63	9.23
	909-080-072	0.57	9.23
	906-122-074	0.34	9.23
	906-184-001	1.91	17.63
	909-040-022	1.49	13.75
	909-020-061	3.67	33.87
	909-020-007	2.86	26.40
	909-030-027	2.51	23.17
	909-190-015	2.00	18.46
	909-190-010	4.77	44.03
	906-121-018	0.34	9.23
	906-121-015	0.34	9.23
	949-020-080	4.26	39.32
	906-171-015	0.21	9.23
	906-171-016	0.21	9.23
	906-121-016	0.17	9.23
	906-020-090	5.40	49.84
Ventura County:			
Annexation No. 97	149-0-091-080	0.71	9.58
	149-0-100-350	0.51	9.58
	149-0-100-430	0.04	9.58
	149-0-100-455	0.04	9.58
	149-0-100-475	0.26	9.58
	149-0-100-495	0.03	9.58
	149-0-100-510	0.12	9.58
Annexation No. 98	214-0-020-595	107.25	1,027.46